



CM 18-03 We Play Games

RULES: USPSA Handgun Competition Rules, current edition. Course Designer: Nationals Design Team

STAGE PROCEDURE

String 1: From box 'A' engage each target with one round each Freestyle then perform a mandatory reload and reengage each target from box 'B' with one round each Strong hand only.

String 2: From box 'B' engage each target with one round each Freestyle then perform a mandatory reload and reengage each target from box 'C' with one round each Weak hand only.

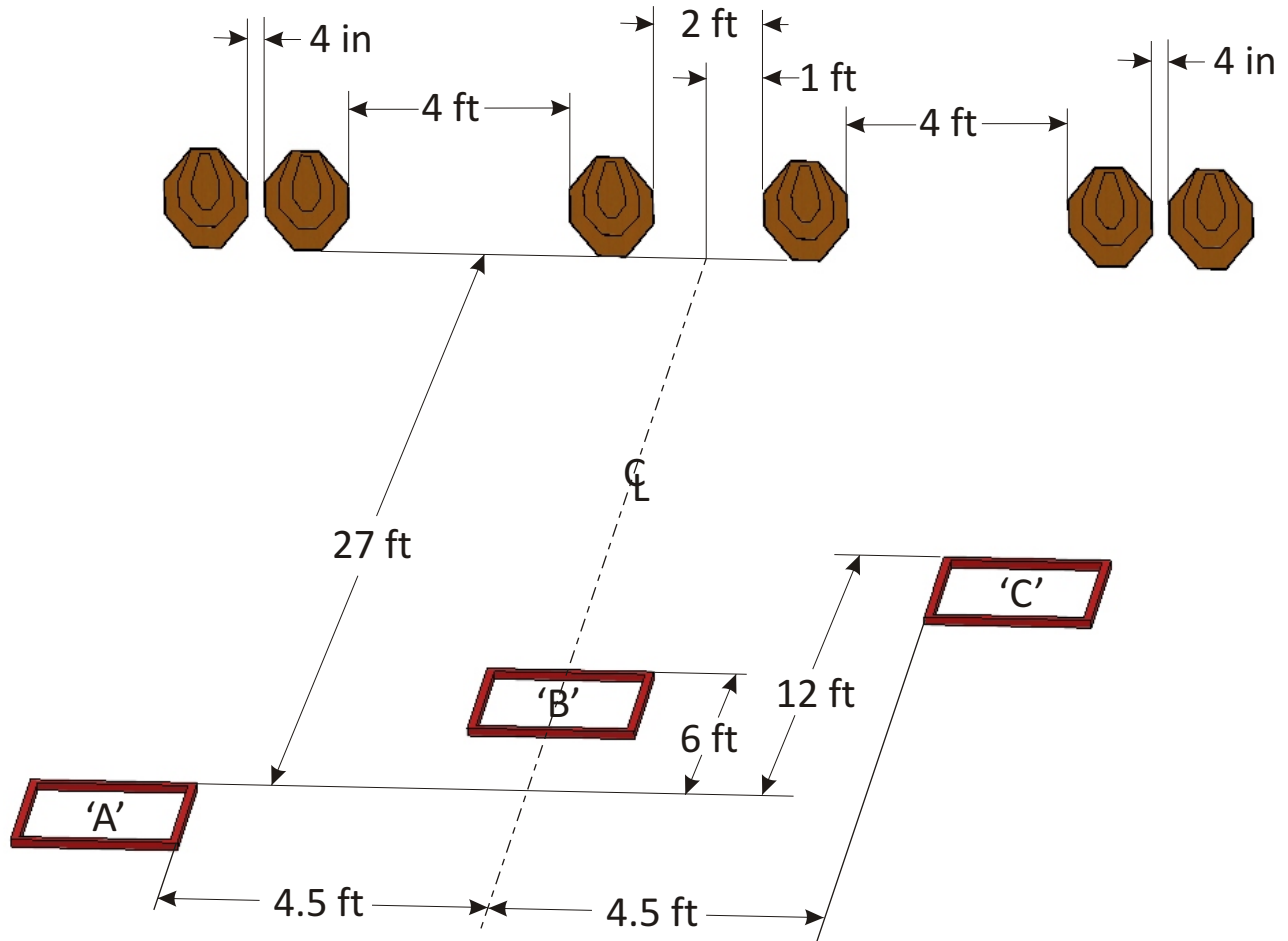
Scoring: Virginia, 24 rounds, 120 points

Targets: 6 IPSC Targets

Scored Hits: Best 4/paper

Start - Stop: Audible - Last Shot

Penalties: Per current edition of USPSA Handgun Competition Rules.



SETUP NOTES: Set targets 5 feet to top. Boxes are 3 feet by 3 feet.



CM 18-03

We Play Games

We Play Games is a 24 round, 120-point, Virginia Count Standard Exercise. There are 6 IPSC targets. The best 4 hits per paper will score.

The handgun start position is standing inside appropriate shooting area, facing downrange, wrists above respective shoulders with handgun loaded and holstered.

The PCC start position is standing inside appropriate shooting area, facing downrange, holding loaded PCC, stock on belt, and muzzle pointing downrange.

String 1: On the audible start signal, from shooting box A, engage each target with only one round each freestyle, perform a mandatory reload, and engage each target with only one round each from shooting box B, *strong* hand only.

String 2: On the audible start signal, from shooting box B, engage each target with only one round each freestyle, perform a mandatory reload, and engage each target with only one round each from shooting box C, *weak* hand only.





Stage 2 - Triangle Blazer

by Bretton Rebol

Scoring: COMSTOCK, Best 2 hits on cardboard.

Targets: 12 USPSA targets

Rounds: 24

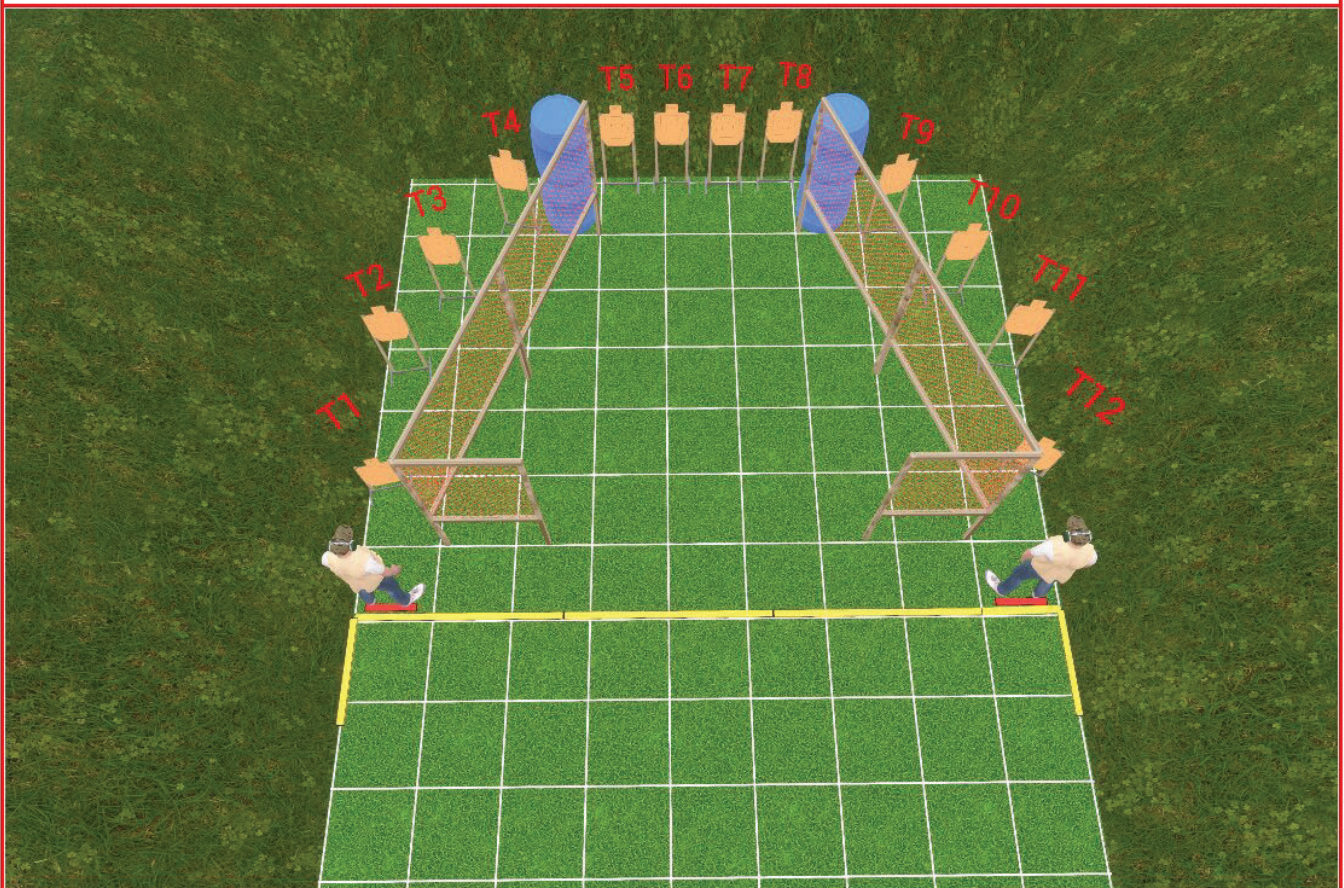
Start Position:

The start position is standing completely outside the shooting area with heels of both feet touching either start stick, facing down range with wrists below belt. Handgun is loaded and holstered.

PCC start position is standing completely outside the shooting area with heels of both feet touching either start stick, facing down range with stock on belt, safety on, muzzle pointing downrange.

Procedure:

On the audible start signal, engage all targets from within the shooting area.



CCFL

Stage 2 - Triangle Blazer

by Bretton Rebol

WRITTEN STAGE BRIEFING

Welcome to Stage 2 - Triangle Blazer.

This is a 24 round, 120 point COMSTOCK Long course. There are 12 USPSA targets. The start signal is audible.

The start position is standing completely outside the shooting area with heels of both feet touching either start stick, facing down range with wrists below belt. Handgun is loaded and holstered.

PCC start position is standing completely outside the shooting area with heels of both feet touching either start stick, facing down range with stock on belt, safety on, muzzle pointing downrange.

On the audible start signal, engage all targets from within the shooting area.





Stage 3 - Barrels Galore

by Bretton Rebol

Scoring: COMSTOCK, Best 2 hits on cardboard.

Targets: 14 USPSA targets

Rounds: 28

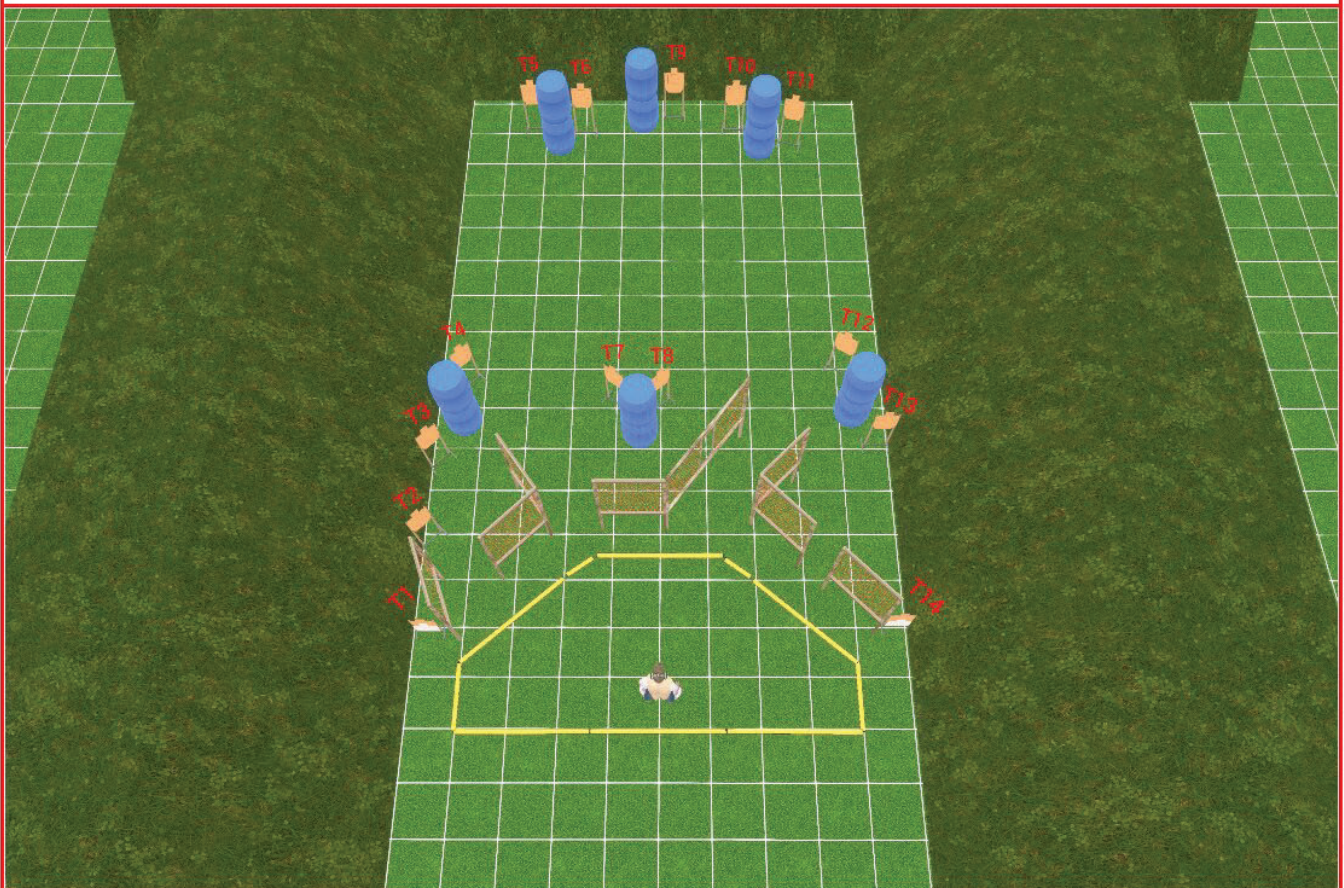
Start Position:

The start position is standing anywhere in the shooting area, facing down range with wrists below belt. Handgun is loaded and holstered.

PCC start position is stock on belt, safety on, muzzle pointing downrange.

Procedure:

On the audible start signal, engage all targets from within the shooting area.



CCFL

Stage 3 - Barrels Galore

by Bretton Rebol

WRITTEN STAGE BRIEFING

Welcome to Stage 3 - Barrels Galore.

This is a 28 round, 140 point COMSTOCK Long course. There are 14 USPSA targets, 2 no-shoots and 0 poppers. The start signal is audible.

The start position is standing anywhere in the shooting area, facing down range with wrists below belt. Handgun is loaded and holstered.

PCC start position is stock on belt, safety on, muzzle pointing downrange.

On the audible start signal, engage all targets from within the shooting area.

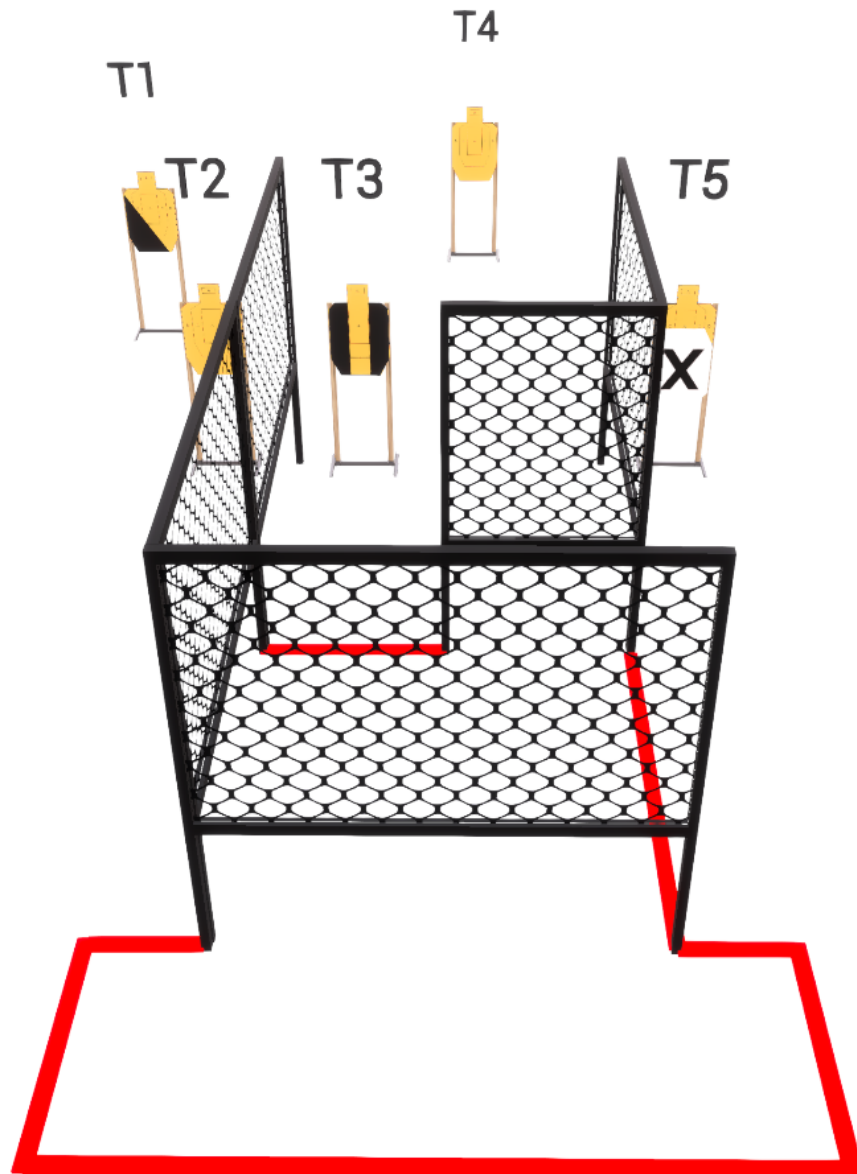


RULES: USPSA Handgun Competition Rules

COURSE DESIGNER: Mike Huang

Stage Procedure

- SCORING:** Comstock, 10 rounds, 50 points
TARGETS: 5 USPSA Targets
SCORED HITS: Best 2 per USPSA Target
START-STOP: Audible - Last Shot
START POSITION: The **Handgun Start Position** is standing anywhere inside of the shooting area. Handgun is loaded and holstered with wrists below belt.
 The **PCC Start Position** is standing anywhere inside of the shooting area. Carbine is loaded with stock touching belt.
 The **Make Ready** position is at the start position.
PROCEDURE: On the start signal, engage the targets from the shooting area.



Written Stage Briefing

CM 26-03 Mike Who? is a 10 round, 50 point Comstock Classifier course. There are 5 USPSA targets. The best 2 hits per target will score. The start signal is audible.

The **Handgun Start Position** is standing anywhere inside of the shooting area. Handgun is loaded and holstered with wrists below belt.

The **PCC Start Position** is standing anywhere inside of the shooting area. Carbine is loaded with stock touching belt.

The **Make Ready** position is at the start position.

On the start signal, engage the targets from the shooting area.





Stage 5 - Weak in the Knees

by Bretton Rebol

Scoring: COMSTOCK, Best 2 hits on cardboard.

Targets: 4 USPSA targets, 8 poppers


Rounds: 16

Start Position:

The start position is standing in the box with both hands touching marks on table. Firearm is loaded and placed on table with muzzle pointed downrange.

Procedure:

On the audible start signal, engage either the steel or the paper array. Perform a Mandatory Reload and engage the remaining array Weak Hand Only. Failure to reload between arrays will result in a per shot procedural penalty.



CCFL

Stage 5 - Weak in the Knees

by Bretton Rebol

WRITTEN STAGE BRIEFING

Welcome to Stage 5 - Weak in the Knees.

This is a 16 round, 80 point COMSTOCK Speed Shoot course. There are 4 USPSA targets and 8 poppers. The start signal is audible.

The start position is standing in the box with both hands touching marks on table. Firearm is loaded and placed on table with muzzle pointed downrange.

On the audible start signal, engage either the steel or the paper array. Perform a Mandatory Reload and engage the remaining array Weak Hand Only. Failure to reload between arrays will result in a per shot procedural penalty.



Stage 6 - Star 23

by Bretton Rebol

WRITTEN STAGE BRIEFING

Welcome to Stage 6 - Star 23.

This is a 23 round, 115 point COMSTOCK Long course. There are 9 USPSA targets and 5 plates. The start signal is audible.

The start position is standing anywhere in the shooting area, facing down range with wrists below belt. Handgun is loaded and holstered.

PCC start position is standing anywhere in the shooting area, facing down range with stock on belt, safety on, muzzle pointing downrange

On the audible start signal, engage all targets from within the shooting area.

