

25-03

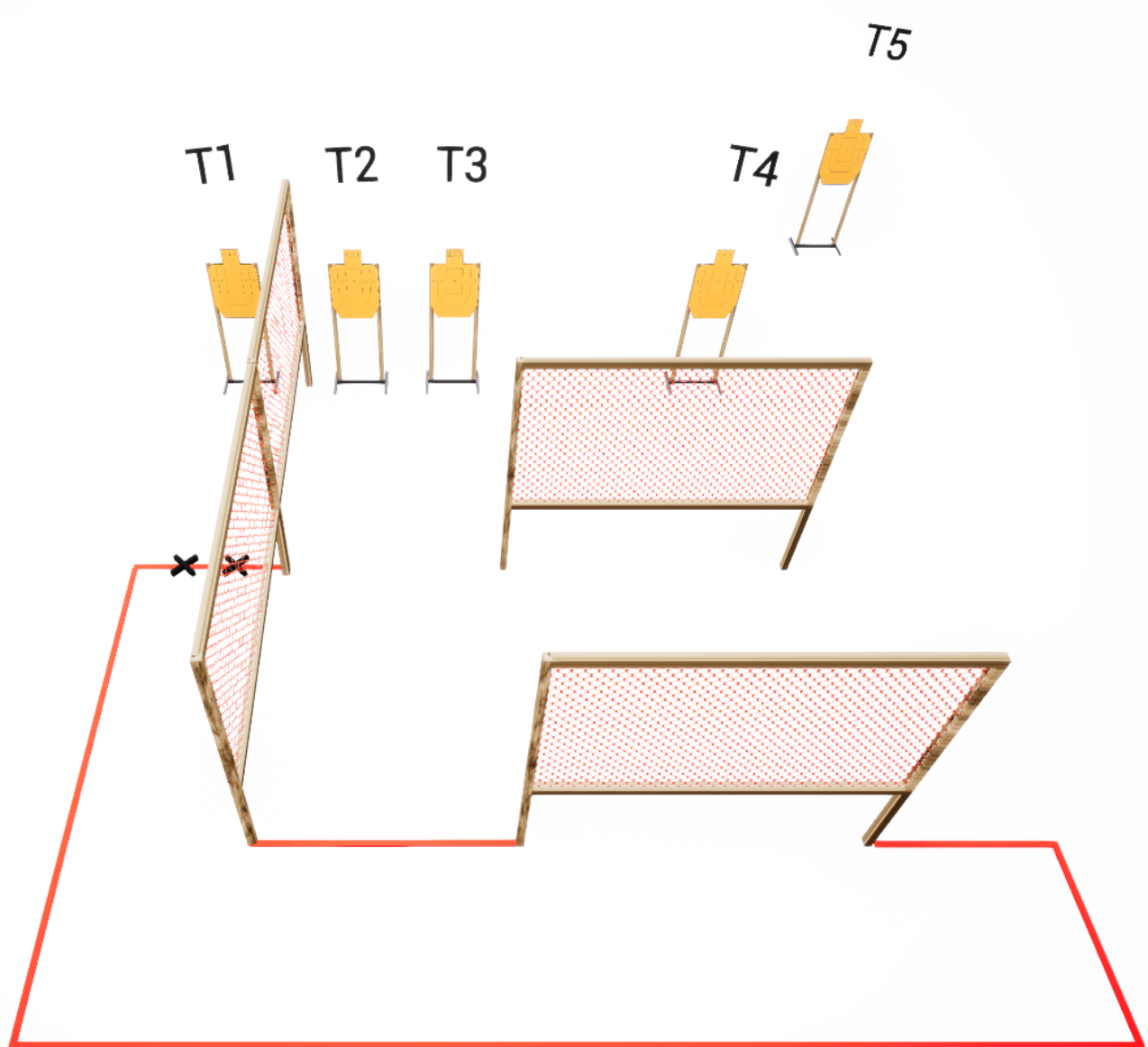
Let Him Cook

RULES: USPSA Handgun Competition Rules

COURSE DESIGNER: Ike Starnes

Stage Procedure

- SCORING:** Comstock, 10 rounds, 50 points
TARGETS: 5 USPSA Targets
SCORED HITS: Best 2 per USPSA Target
START-STOP: Audible - Last Shot
START POSITION: The **Handgun Start Position** is standing inside of the shooting area, toes touching marks, wrists below belt. Handgun is loaded and holstered.
The **PCC Start Position** is standing inside of the shooting area, toes touching marks. Carbine is loaded with stock on belt.
The **Make Ready** position is at the same location as the Start Position.
PROCEDURE: Upon the start signal, engage targets from within the shooting area.



Written Stage Briefing

CM 25-03 Let Him Cook is a 10 round, 50 point Comstock Classifier course. There are 5 USPSA targets. The best 2 hits per target will score. The start signal is audible.

The **Handgun Start Position** is standing inside of the shooting area, toes touching marks, wrists below belt. Handgun is loaded and holstered.

The **PCC Start Position** is standing inside of the shooting area, toes touching marks. Carbine is loaded with stock on belt.

The **Make Ready** position is at the same location as the Start Position.

Upon the start signal, engage targets from within the shooting area.



Scoring: COMSTOCK, Best 2 hits on cardboard.

Targets: 11 USPSA targets

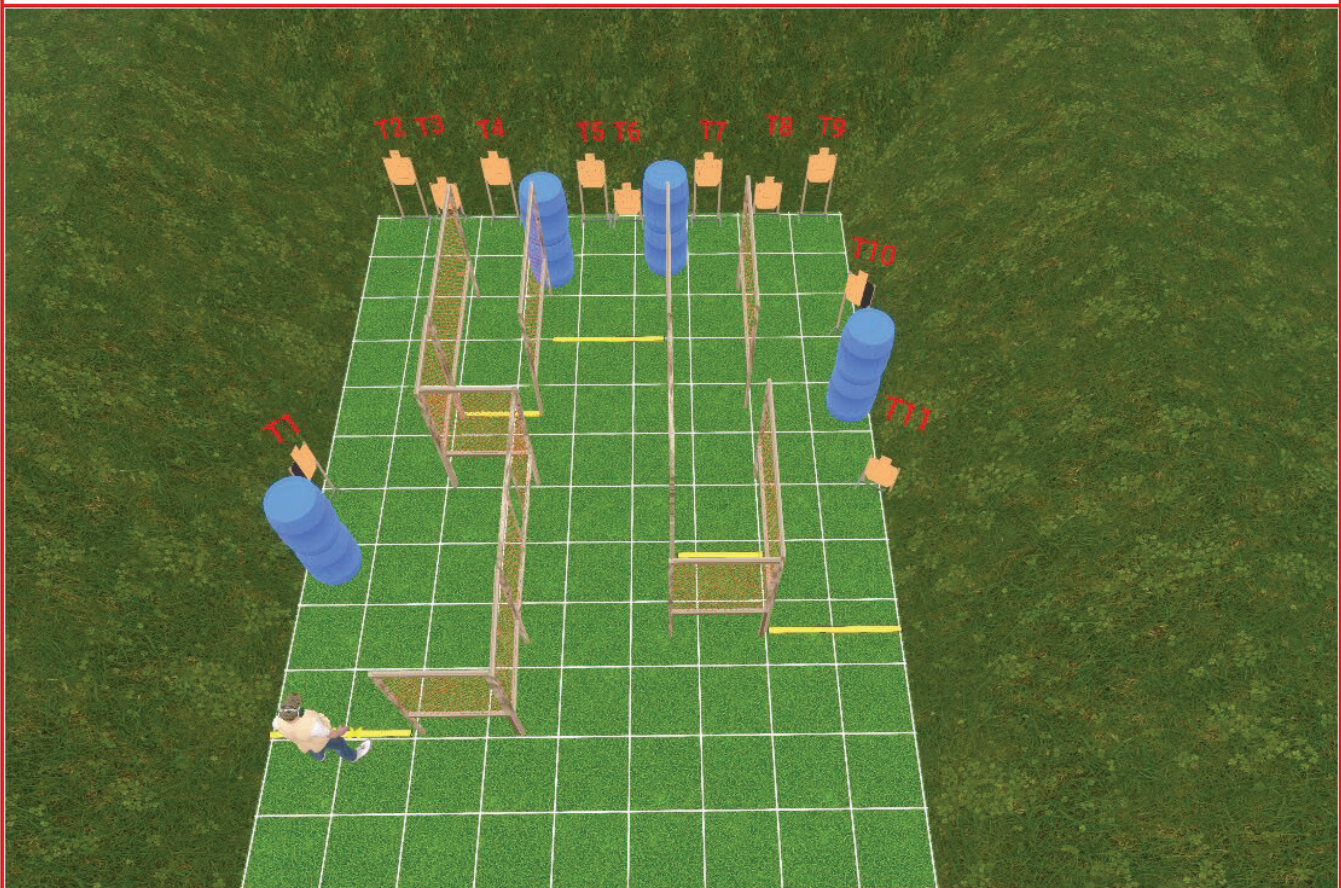
Rounds: 22

Start Position:

The start position is standing with toes of both feet touching the left rear fault line. Handgun is loaded and holstered, facing down range with wrists below belt. PCC start position is loaded, stock on belt, safety on, muzzle pointing downrange.

Procedure:

On the audible start signal, engage all targets from within the shooting area.



CCFL

Stage 2 - Right Time

by Bud Connolly

WRITTEN STAGE BRIEFING

Welcome to Stage 2 - Right Time.

This is a 22 round, 110 point COMSTOCK Long course. There are 11 USPSA targets. The start signal is audible.

The start position is standing with toes of both feet touching the left rear fault line.

Handgun is loaded and holstered, facing down range with wrists below belt. PCC start position is loaded, stock on belt, safety on, muzzle pointing downrange.

On the audible start signal, engage all targets from within the shooting area.





Scoring: COMSTOCK, Best 2 hits on cardboard.

Targets: 12 USPSA targets, 2 poppers

Rounds: 26

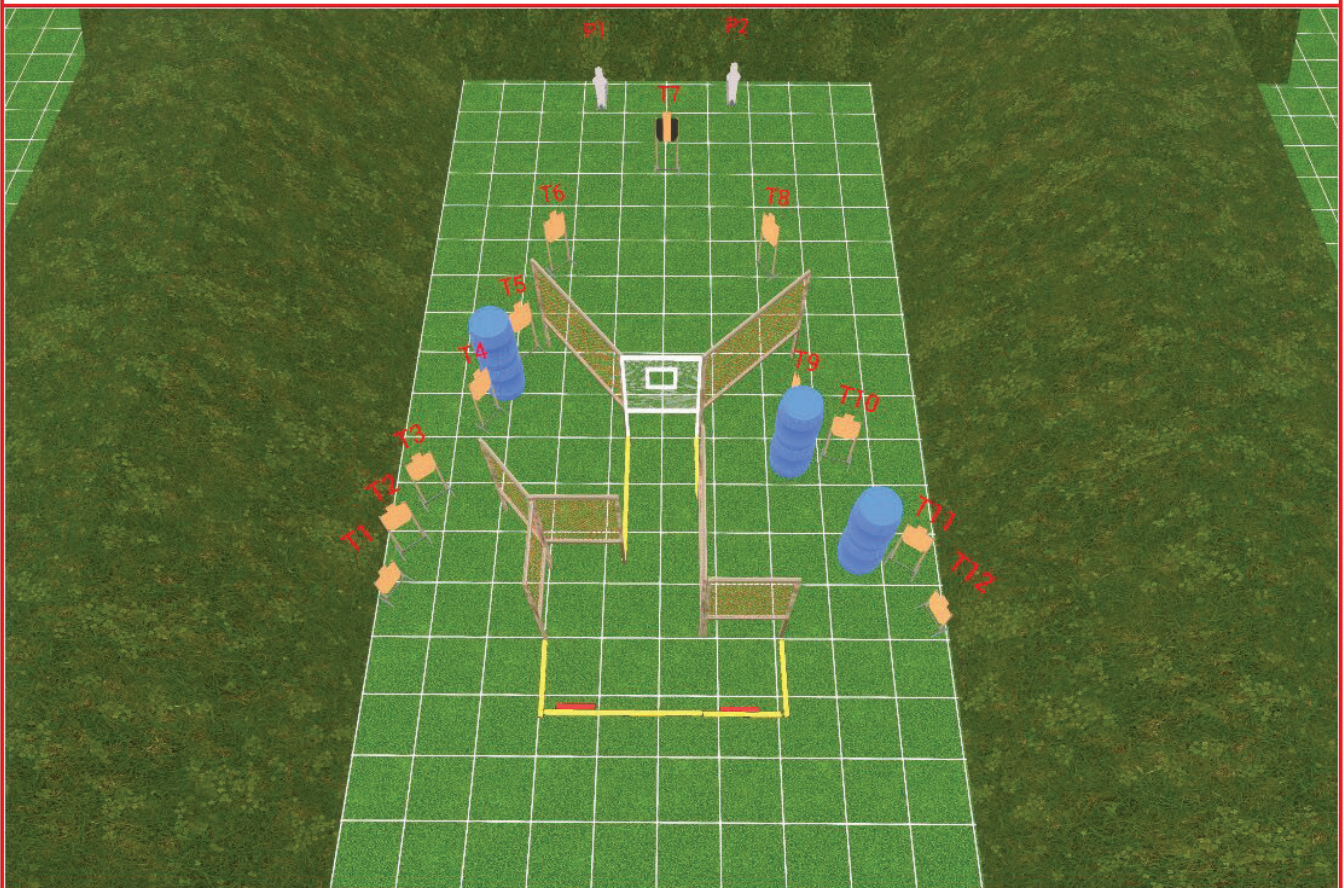
Start Position:

The start position is standing with heels of both feet touching either start stick, facing down range with wrists below belt. Handgun is loaded and holstered.

PCC start position is standing with heels of both feet touching either start stick, facing down range with stock on belt, safety on, muzzle pointing downrange.

Procedure:

On the audible start signal, engage all targets from within the shooting area.



Stage 3 - Wrong
by Bud Connolly

WRITTEN STAGE BRIEFING

Welcome to Stage 3 - Wrong.

This is a 26 round, 130 point COMSTOCK Long course. There are 12 USPSA targets and 2 poppers. The start signal is audible.

The start position is standing with heels of both feet touching either start stick, facing down range with wrists below belt. Handgun is loaded and holstered.

PCC start position is standing with heels of both feet touching either start stick, facing down range with stock on belt, safety on, muzzle pointing downrange.

On the audible start signal, engage all targets from within the shooting area.





Scoring: COMSTOCK, Best 2 hits on cardboard.

Targets: 10 USPSA targets, 8 poppers

Rounds: 28

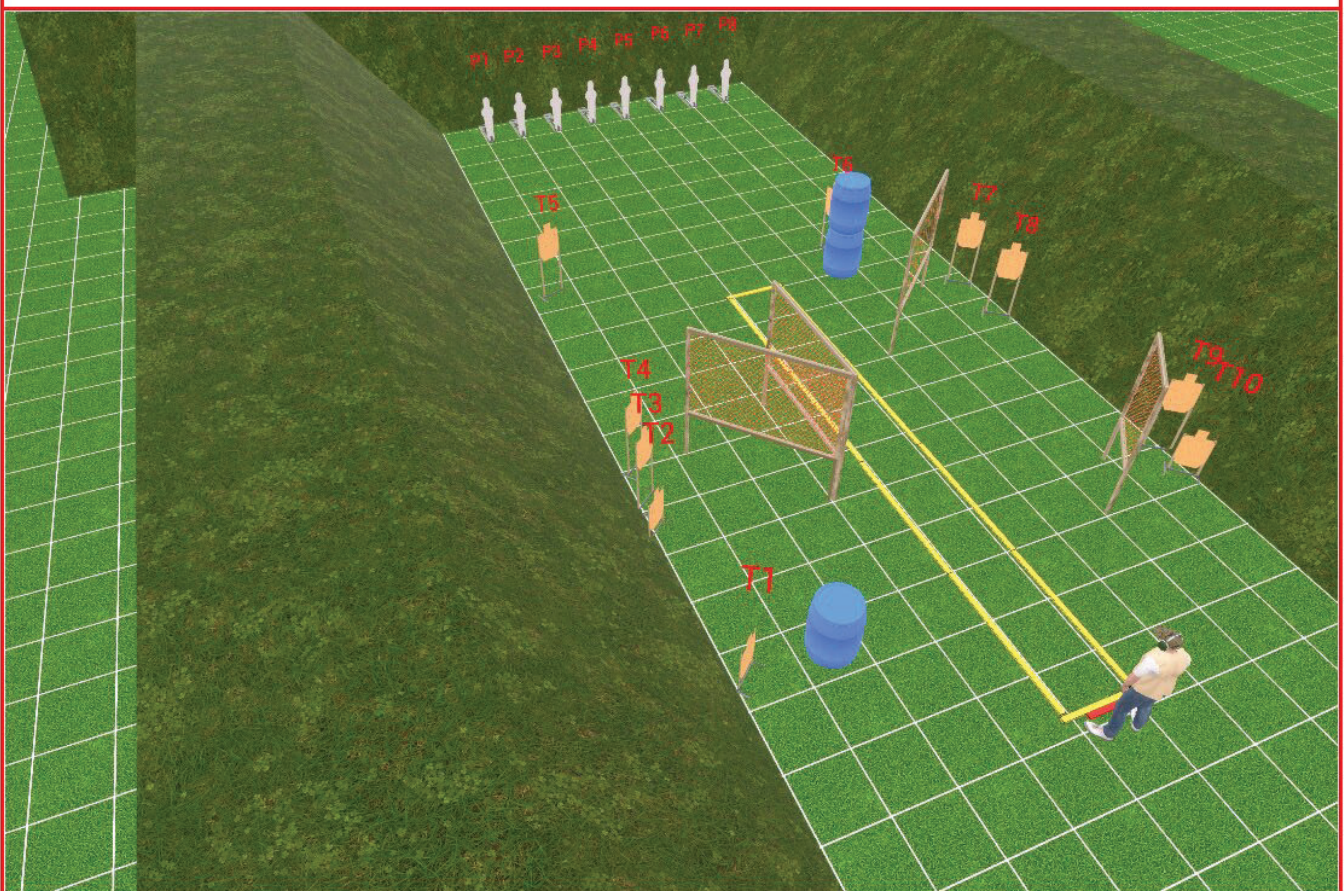
Start Position:

The start position is standing with toes of both feet touching the start stick, facing down range with wrists below belt. Handgun is loaded and holstered.

PCC start position is standing with toes of both feet touching the start stick, stock on belt, safety on, muzzle pointing downrange.

Procedure:

On the audible start signal, engage all targets from within the shooting area.



Stage 4 - B-Lazer

by Bud Connolly

WRITTEN STAGE BRIEFING

Welcome to Stage 4 - B-Lazer.

This is a 28 round, 140 point COMSTOCK Long course. There are 10 USPSA targets and 8 poppers. The start signal is audible.

The start position is standing with toes of both feet touching the start stick, facing down range with wrists below belt. Handgun is loaded and holstered.

PCC start position is standing with toes of both feet touching the start stick, stock on belt, safety on, muzzle pointing downrange.

On the audible start signal, engage all targets from within the shooting area.



Scoring: COMSTOCK, Best 2 hits on cardboard.

Targets: 8 USPSA targets, 3 poppers, 5 steel

Rounds: 24

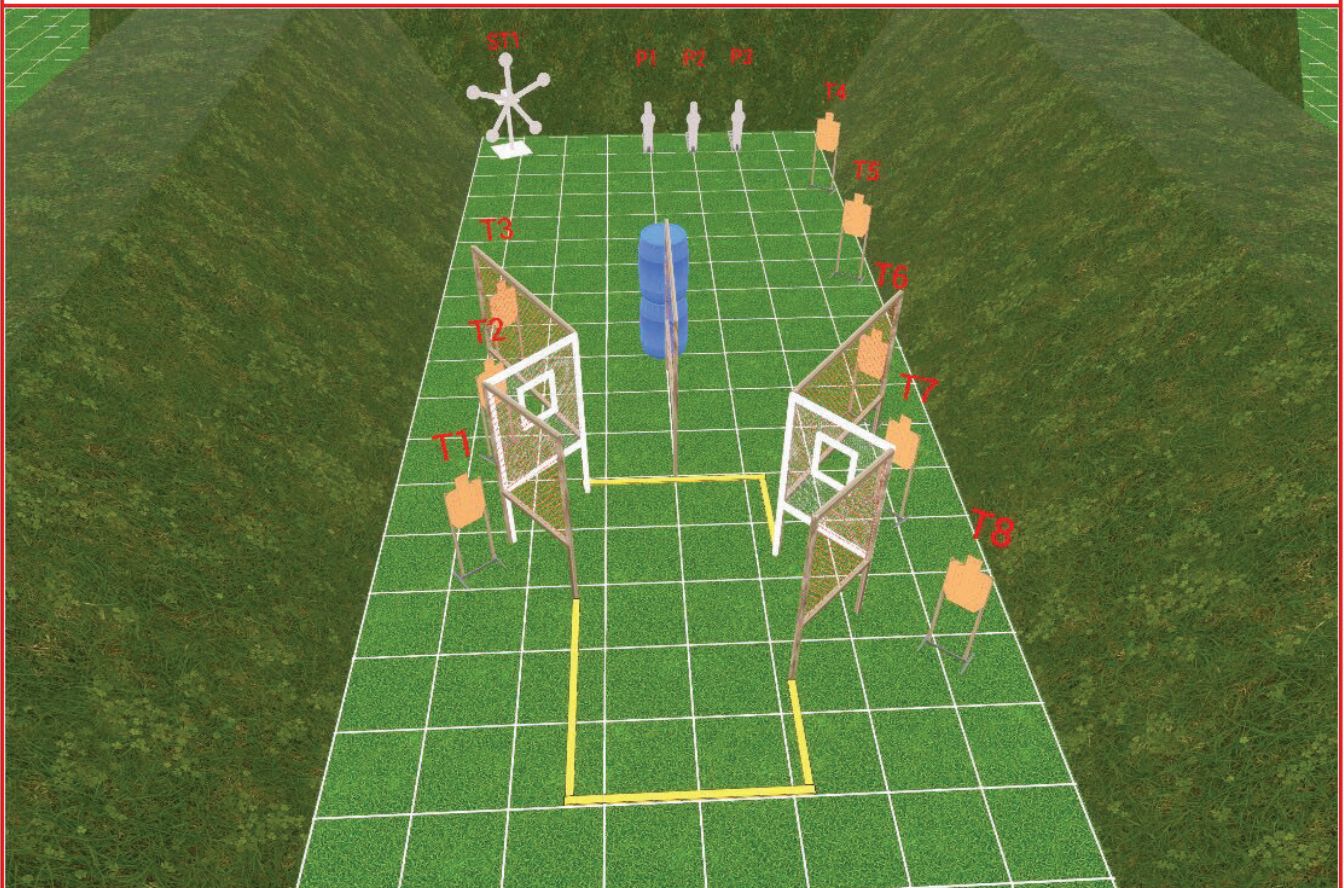
Start Position:

The start position is standing anywhere in the shooting area, facing down range with wrists below belt. Handgun is loaded and holstered.

PCC start position is stock on belt, safety on, muzzle pointing downrange

Procedure:

On the audible start signal, engage all targets from within the shooting area.



CCFL

Stage 5 - Anywhere

by Bud Connolly

WRITTEN STAGE BRIEFING

Welcome to Stage 5 - Anywhere.

This is a 24 round, 120 point COMSTOCK Long course. There are 8 USPSA targets, 5 plates and 3 poppers. The start signal is audible.

The start position is standing anywhere in the shooting area, facing down range with wrists below belt. Handgun is loaded and holstered.

PCC start position is stock on belt, safety on, muzzle pointing downrange

On the audible start signal, engage all targets from within the shooting area.



Scoring: COMSTOCK, Best 2 hits on cardboard.

Targets: 14 USPSA targets, 3 poppers

Rounds: 31


Start Position:

The start position is standing with both feet touching the start stick, facing down range with wrists below belt. Handgun is loaded and holstered.

PCC start position is standing with both feet touching the start stick, stock on belt, safety on, muzzle pointing downrange.

Procedure:

On the audible start signal, engage all targets from within the shooting area.



CCFL

Stage 6 - Why
by Bud Connolly

WRITTEN STAGE BRIEFING

Welcome to Stage 6 - Why.

This is a 31 round, 155 point COMSTOCK Long course. There are 14 USPSA targets and 3 poppers. The start signal is audible.

The start position is standing with both feet touching the start stick, facing down range with wrists below belt. Handgun is loaded and holstered.

PCC start position is standing with both feet touching the start stick, stock on belt, safety on, muzzle pointing downrange.

On the audible start signal, engage all targets from within the shooting area.

