



Stage 1 - Eddie's Bane

by Bud Connolly

Scoring: COMSTOCK, Best 2 hits on cardboard.

Targets: 11 USPSA targets, 2 poppers


Rounds: 24

Start Position:

The start position is standing behind any barrel, facing down range with wrists below belt. Firearm is unloaded and placed on any barrel with muzzle pointing downrange. All ammo to be used is placed on any/all barrels.

Procedure:

On the audible start signal, engage all targets from within the shooting area. Shooter must remain within the shooting area for the entire course of fire (Rule 1.1.5.5).



Stage 1 - Eddie's Bane

by Bud Connolly

WRITTEN STAGE BRIEFING

Welcome to Stage 1 - Eddie's Bane.

Eddie's Bane is a 24 round, 120 point COMSTOCK Long course. There are 11 USPSA targets and 2 steel. The start signal is audible.

The start position is standing behind any barrel, facing down range with wrists below belt. Firearm is unloaded and placed on any barrel with muzzle pointing downrange. All ammo to be used is placed on any/all barrels.

On the audible start signal, engage all targets from within the shooting area. Shooter must remain within the shooting area for the entire course of fire (Rule 1.1.5.5).

Are there any questions?

You have 5 minutes to examine the stage.





Stage 2 - Twist & Shout

by Bud Connolly

Scoring: COMSTOCK, Best 2 hits on cardboard.

Targets: 9 USPSA targets

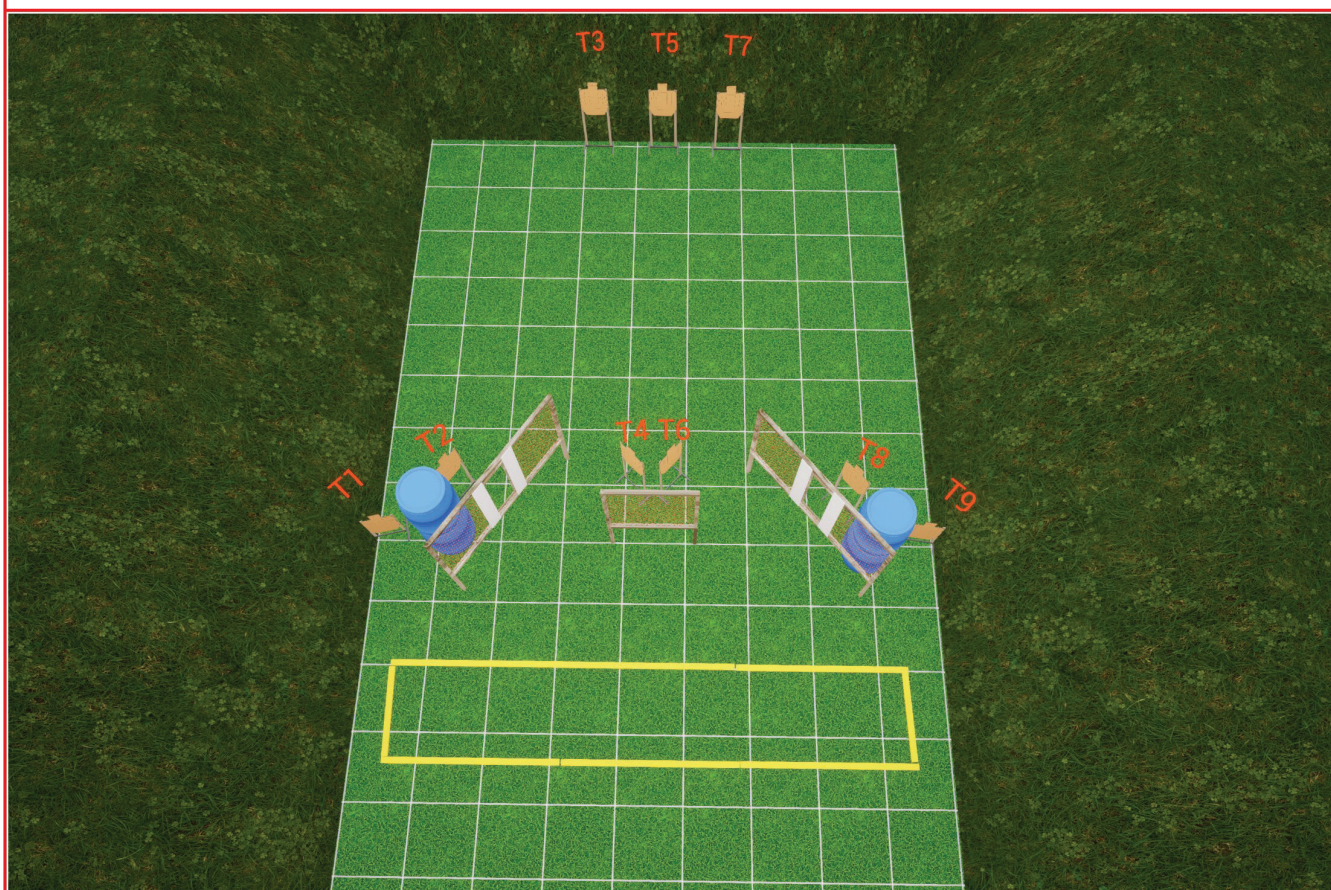
Rounds: 18

Start Position:

The start position is standing anywhere in the shooting area, facing down range with wrists below belt. Handgun is loaded and holstered. PCC start position is stock on belt, safety on, muzzle pointing downrange

Procedure:

On the audible start signal, engage all targets from within the shooting area.



Stage 2 - Twist & Shout

by Bud Connolly

WRITTEN STAGE BRIEFING

Welcome to Stage 2 - Twist & Shout.

Twist & Shout is a 18 round, 90 point COMSTOCK Medium course. There are 9 USPSA targets. The start signal is audible.

The start position is standing anywhere in the shooting area, facing down range with wrists below belt. Handgun is loaded and holstered. PCC start position is stock on belt, safety on, muzzle pointing downrange

On the audible start signal, engage all targets from within the shooting area.





CM 20-03

Deja Vu All Over Again

Scoring: Comstock course of fire

Targets: 4 USPSA cardboard targets 2 full size & 2 mini
USPSA Poppers

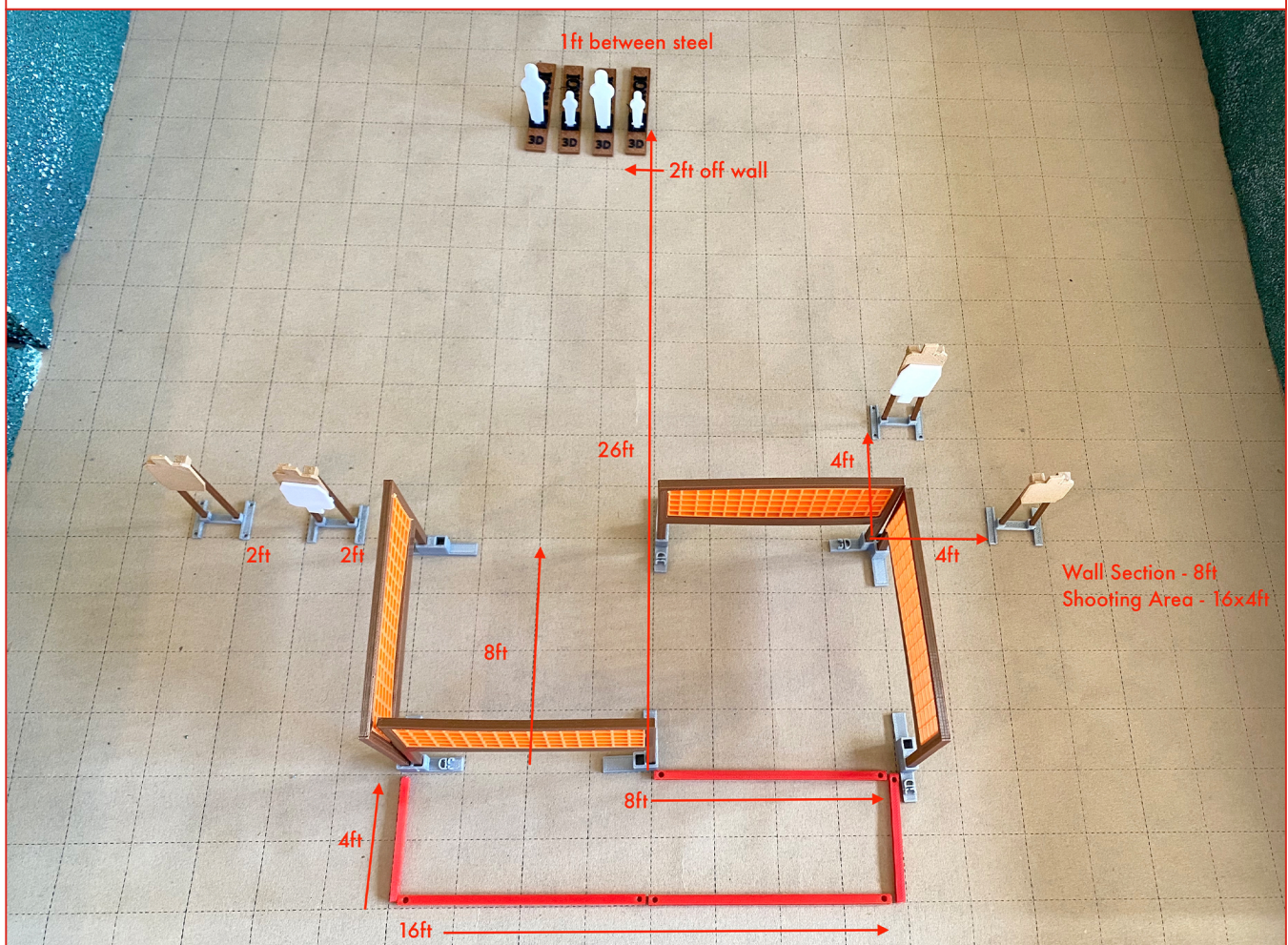
Rounds: 12

Condition: Loaded and holstered

Start Position: Standing anywhere in shooting area, wrists below belt. PCC stock on belt generally downrange.

The start is audible

Procedure: Engage targets from within the shooting area.



SETUP NOTES

Targets are 5' to top of target.

No Shoot inverted at 5 inches below A zone perf.

CM 20-03 Déjà vu All Over Again


Written Stage Briefing

Déjà vu All Over Again is a 12 round, 60-point, Comstock Classifier course. There are 4 USPSA targets, 2 USPSA Poppers, and 2 USPSA Mini-Poppers.

The handgun start position is standing anywhere in the shooting area, wrists below belt, handgun loaded and holstered.

The PCC start position is standing anywhere in the shooting area, loaded PCC held in both hands, safety on, stock on belt, muzzle generally downrange.

On the audible start signal, engage targets as available from within the shooting area.





Stage 4 - Hole Shot

by Bud Connolly

Scoring: COMSTOCK, Best 2 hits on cardboard.

Targets: 9 USPSA targets, 2 poppers


Rounds: 20

Start Position:

The start position is standing anywhere in the shooting area, facing down range with wrists below belt. Handgun is loaded and holstered. PCC start position is stock on belt, safety on, muzzle pointing downrange

Procedure:

On the audible start signal, engage all targets from within the shooting area.



CCFL

Stage 4 - Hole Shot

by Bud Connolly

WRITTEN STAGE BRIEFING

Welcome to Stage 4 - Hole Shot.

Hole Shot is a 20 round, 100 point COMSTOCK Medium course. There are 9 USPSA targets and 2 steel. The start signal is audible.

The start position is standing anywhere in the shooting area, facing down range with wrists below belt. Handgun is loaded and holstered. PCC start position is stock on belt, safety on, muzzle pointing downrange

On the audible start signal, engage all targets from within the shooting area.





Stage 5 - A Blazer for the Experienced

by Bretton Rebol

Scoring: COMSTOCK, Best 2 hits on cardboard.

Targets: 8 USPSA targets, 5 steel

Rounds: 21

Start Position:


The start position is standing with both feet touching the Start Stick, facing down range.

Handgun is loaded and holstered.

PCC start position is stock on belt, safety on, muzzle pointing downrange

Procedure:

On the audible start signal, engage all targets from within the shooting area. Steel must fall to score.



CCFL

Stage 5 - A Blazer for the Experienced

by Bretton Rebol

WRITTEN STAGE BRIEFING

Welcome to Stage 5 - A Blazer for the Experienced.

A Blazer for the Experienced is a 21 round, 105 point COMSTOCK Long course. There are 8 USPSA targets and 5 steel. The start signal is audible.

The start position is standing with both feet touching the Start Stick, facing down range.

Handgun is loaded and holstered.

PCC start position is stock on belt, safety on, muzzle pointing downrange

On the audible start signal, engage all targets from within the shooting area. Steel must fall to score.

Are there any questions?

You have 5 minutes to examine the stage.





Stage 6 - Swing Left

by Bretton & Bud

Scoring: COMSTOCK, Best 2 hits on cardboard.

Targets: 9 USPSA targets, 4 poppers


Rounds: 22

Start Position:

The start position is standing facing down range with hands touching marks. Handgun is loaded and holstered. PCC start position is stock on belt, safety on, muzzle pointing at lower mark.

Procedure:

On the audible start signal, engage all targets from within the shooting area. P1 activates swinger S1 which remains visible at rest.



CCFL

Stage 6 - Swing Left

by Bretton & Bud

WRITTEN STAGE BRIEFING

Welcome to Stage 6 - Swing Left.

Swing Left is a 22 round, 110 point COMSTOCK Long course. There are 9 USPSA targets and 4 steel. The start signal is audible.

The start position is standing facing down range with hands touching marks. Handgun is loaded and holstered. PCC start position is stock on belt, safety on, muzzle pointing at lower mark.

On the audible start signal, engage all targets from within the shooting area. P1 activates swinger S1 which remains visible at rest.

Are there any questions?

You have 5 minutes to examine the stage.

