
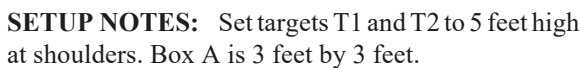




**START POSITION:** Standing facing uprange, shoulders square to back of box, toes against back of shooting box. Wrists above respective shoulders. Handgun is loaded and holstered as per ready condition in rule 8.1.1 and 8.1.2.

On signal, turn then draw and engage T1-T2 and PP1-USP1 from within the fault lines.

**SCORING:** Comstock, 6 rounds, 30 points  
**TARGETS:** 2 Metric, 1 Pepper popper, 1 Mini-popper  
**SCORED HITS:** Best 2/paper, KD = 1A  
**START - STOP:** Audible - Last shot  
**PENALTIES:** Per current edition of USPSA Handgun  
Competition Rules



**08-03**

**Six**

**Written Stage Briefing**

Six is a 6 round, 30-point Comstock Short Course classifier. There are 2 Metric targets, 1 pepper popper and 1 mini popper. The best two hits per paper target will score, steel must fall to score. The start signal is audible.

The start position is standing in Box A, facing uprange with wrists above respective shoulders, toes against the marks. Your gun will be loaded and holstered.

PCC start position is standing in Box A, facing downrange, stock on belt, muzzle downrange, loaded carbine held in both hands with safety on.

On the start signal, turn, then draw and engage T1-T2, PP1-PP2 as they become visible from within the fault lines. No turn for PCC.





# Swinger & Drop

by Bretton Rebol

**Scoring:** COMSTOCK, Best 2 hits on cardboard.

**Targets:** 6 USPSA targets, 4 poppers

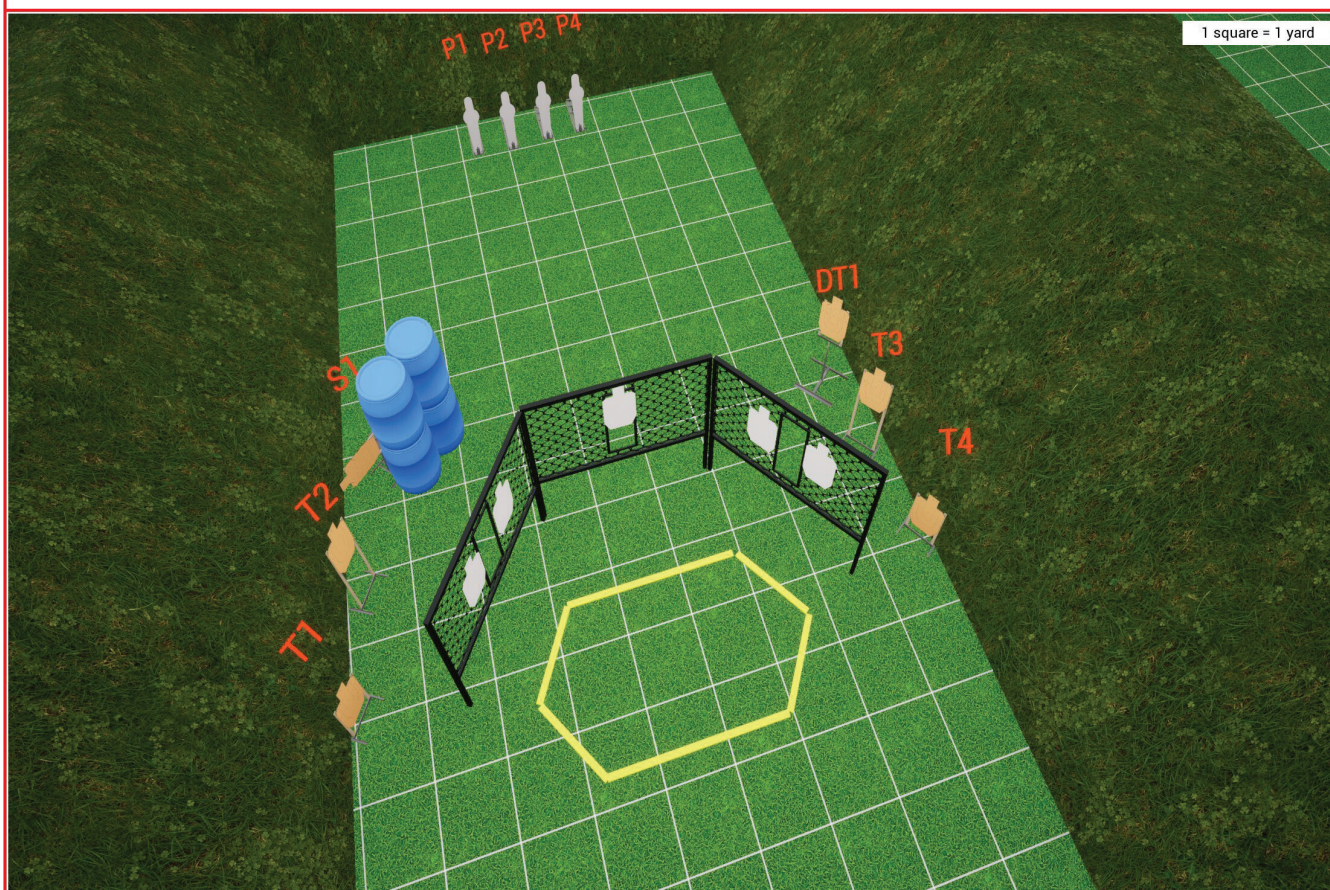
**Rounds:** 16

## Start Position:

The start position is standing anywhere in the shooting area, facing down range with wrists below belt. Handgun is loaded and holstered. PCC start position is stock on belt, safety on, muzzle pointing downrange

## Procedure:

On the audible start signal, engage all targets from within the shooting area.



# CCFL

**Swinger & Drop**  
**by Bretton Rebol**

## **WRITTEN STAGE BRIEFING**

Welcome to stage 2 - Swinger & Drop.

Swinger & Drop is a 16 round, 80 point COMSTOCK Medium course. There are 6 USPSA targets and 4 steel. The start signal is audible.

The start position is standing anywhere in the shooting area, facing down range with wrists below belt. Handgun is loaded and holstered. PCC start position is stock on belt, safety on, muzzle pointing downrange

On the audible start signal, engage all targets from within the shooting area.







# Transition Practice

by Bretton Rebol

**Scoring:** COMSTOCK, Best 2 hits on cardboard.

**Targets:** 13 USPSA targets

**Rounds:** 26


## Start Position:

The start position is both feet touching either Start Stick, facing down range with wrists below belt. Handgun is loaded and holstered.

PCC start position is both feet touching either Start Stick, facing downrange with stock on belt, safety on, muzzle pointing at cone.

## Procedure:

On the audible start signal, engage all targets from within the shooting area.



# CCFL

## Transition Practice

by Bretton Rebol

# WRITTEN STAGE BRIEFING

Welcome to stage 3 - Transition Practice.

Transition Practice is a 26 round, 130 point COMSTOCK Long course. There are 13 USPSA targets. The start signal is audible.

The start position is both feet touching either Start Stick, facing down range with wrists below belt. Handgun is loaded and holstered.

PCC start position is both feet touching either Start Stick, facing downrange with stock on belt, safety on, muzzle pointing at cone.

On the audible start signal, engage all targets from within the shooting area.







**Scoring:** COMSTOCK, Best 2 hits on cardboard.

**Targets:** 16 USPSA targets

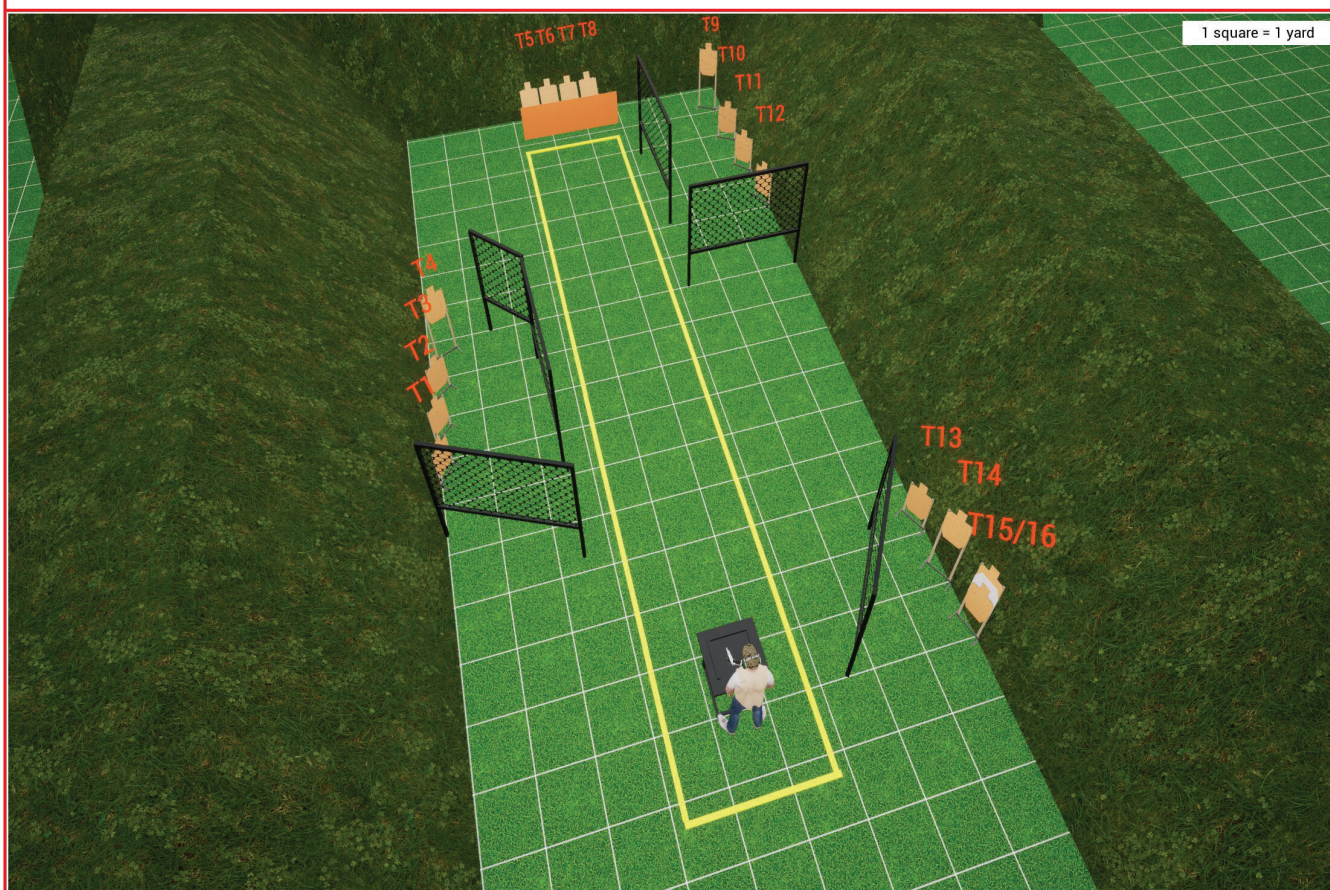
**Rounds:** 32

### Start Position:

The start position is standing behind the table with both hands touching the table. Firearm is loaded and placed on table.

### Procedure:

On the audible start signal, engage all targets from within the shooting area. Best two (2) hits on paper.



# CCFL

**Blazer Sprint**  
**by Bretton Rebol**

## **WRITTEN STAGE BRIEFING**

Welcome to stage Blazer Sprint.

Blazer Sprint is a 32 round, 160 point COMSTOCK Long course. There are 16 USPSA targets. The start signal is audible.

The start position is standing behind the table with both hands touching the table.

Firearm is loaded and placed on table.

On the audible start signal, engage all targets from within the shooting area.  
Best two (2) hits on paper.







**Scoring:** COMSTOCK, Best 2 hits on cardboard.

**Targets:** 8 USPSA targets, 2 poppers, 2 mini poppers

**Rounds:** 20


### Start Position:

The start position is standing with toes of both feet touching Start Stick, facing down range. Handgun is unloaded and holstered.

PCC start position is standing with toes of both feet touching Start Stick, facing down range, firearm unloaded, muzzle pointing downrange.

### Procedure:

On the audible start signal, engage all targets from within the shooting area. Best two (2) hits on paper and steel must fall to score.



# CCFL

**C-ya**  
**by Bud Connolly**

## **WRITTEN STAGE BRIEFING**

Welcome to stage 5 - C-ya.

C-ya is a 20 round, 100 point COMSTOCK Medium course. There are 8 USPSA targets and 4 steel. The start signal is audible.

The start position is standing with toes of both feet touching Start Stick, facing down range. Handgun is unloaded and holstered.

PCC start position is standing with toes of both feet touching Start Stick, facing down range, firearm unloaded, muzzle pointing downrange.

On the audible start signal, engage all targets from within the shooting area.  
Best two (2) hits on paper and steel must fall to score.







**Scoring:** COMSTOCK, Best 2 hits on cardboard.

**Targets:** 8 USPSA targets, 5 steel

**Rounds:** 21


## Start Position:

The start position is standing with toes of both feet touching Start Stick. Handgun is loaded and holstered.

PCC start position is standing with toes of both feet touching Start Stick, stock on belt and muzzle pointing downrange.

## Procedure:

On the audible start signal, engage all targets from within the shooting area. Perform a Mandatory Reload prior to engaging the final target. Best two (2) hits on paper and steel must fall to score.



**Hidden Star**  
**by Bretton Rebol**

## **WRITTEN STAGE BRIEFING**

Welcome to stage 6 - Hidden Star.

Hidden Star is a 21 round, 105 point COMSTOCK Long course. There are 8 USPSA targets and 5 steel with 0 no-shoot targets. The start signal is audible.

The start position is standing with toes of both feet touching Start Stick. Handgun is loaded and holstered.

PCC start position is standing with toes of both feet touching Start Stick, stock on belt and muzzle pointing downrange.

On the audible start signal, engage all targets from within the shooting area. Perform a Mandatory Reload prior to engaging the final target. Best two (2) hits on paper and steel must fall to score.

