



Stage 1 - Rip It

by Brian Johnson

Scoring: COMSTOCK, Best 3 hits on cardboard.

Targets: 3 USPSA targets, 1 popper, 1 mini popper

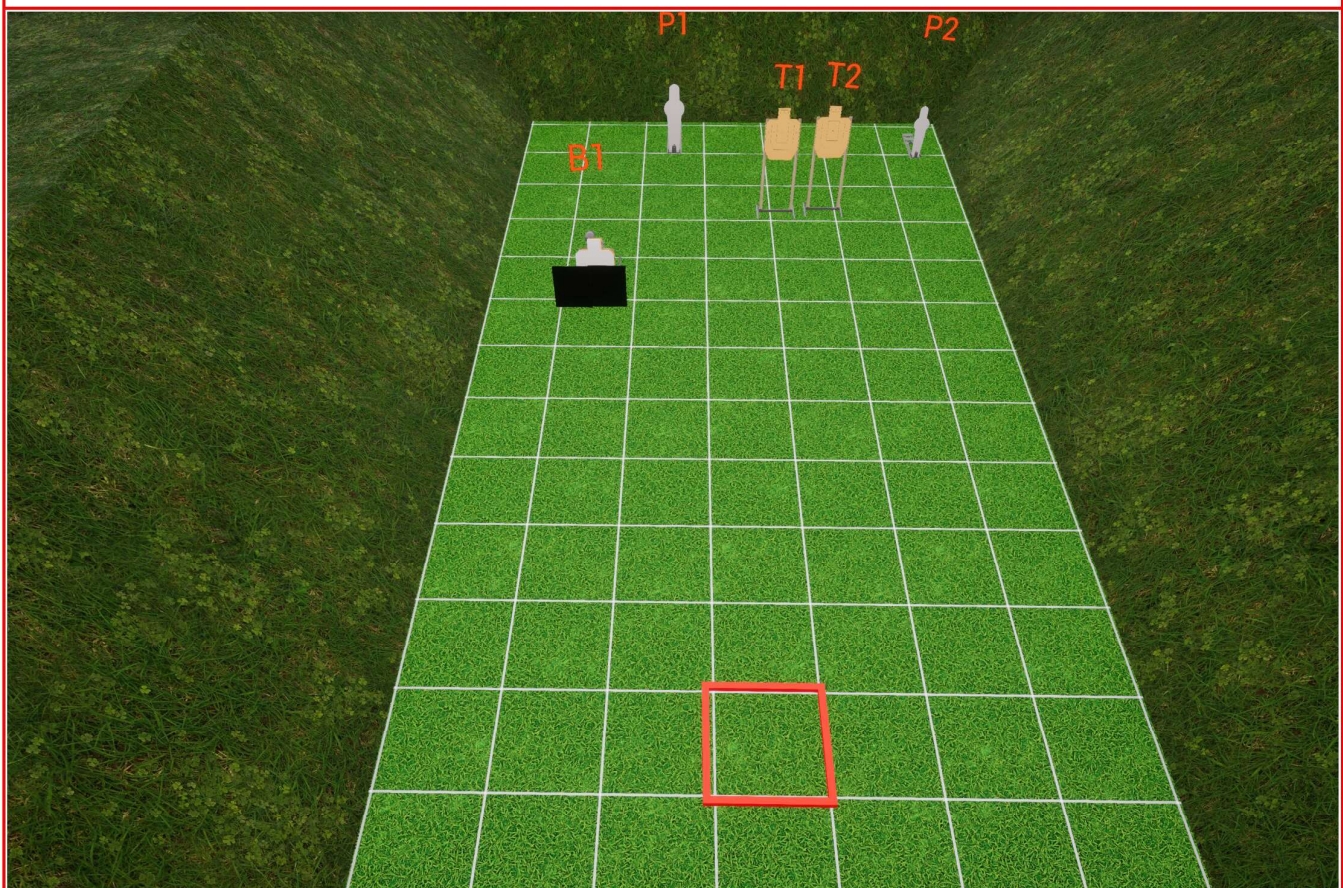
Rounds: 11

Start Position:

The start position is standing in box, facing down range with wrists below belt. Handgun is unloaded and holstered. PCC start position is carbine unloaded with stock on belt, safety on, muzzle pointing downrange

Procedure:

On the audible start signal, engage all targets from within the shooting area with three (3) rounds each. P1 activates Bobber B1 which remains visible at rest.



Stage 1 - Rip It
by Brian Johnson

WRITTEN STAGE BRIEFING

Welcome to Stage 1 - Rip It.

Rip It is an 11 round, 55 point COMSTOCK Short course. There are 3 USPSA targets and 2 steel. The start signal is audible.

The start position is standing in box, facing down range with wrists below belt. Handgun is unloaded and holstered. PCC start position is carbine unloaded with stock on belt, safety on, muzzle pointing downrange

On the audible start signal, engage all targets from within the shooting area with three (3) rounds each. P1 activates Bobber B1 which remains visible at rest.

Are there any questions?
You have 5 minutes to examine the stage.





CM 99-62

Bang and Clang

RULES: USPSA Handgun Competition Rules, current edition **COURSE DESIGNER:** Mike Martin

START POSITION: Standing in Box A facing targets with both wrists above respective shoulders. Handgun is loaded and holstered as per ready condition in rule 8.1.1 and 8.1.2.

STAGE PROCEDURE

Upon start signal, from Box A, engage T1 and PP1-PP4.

SCORING

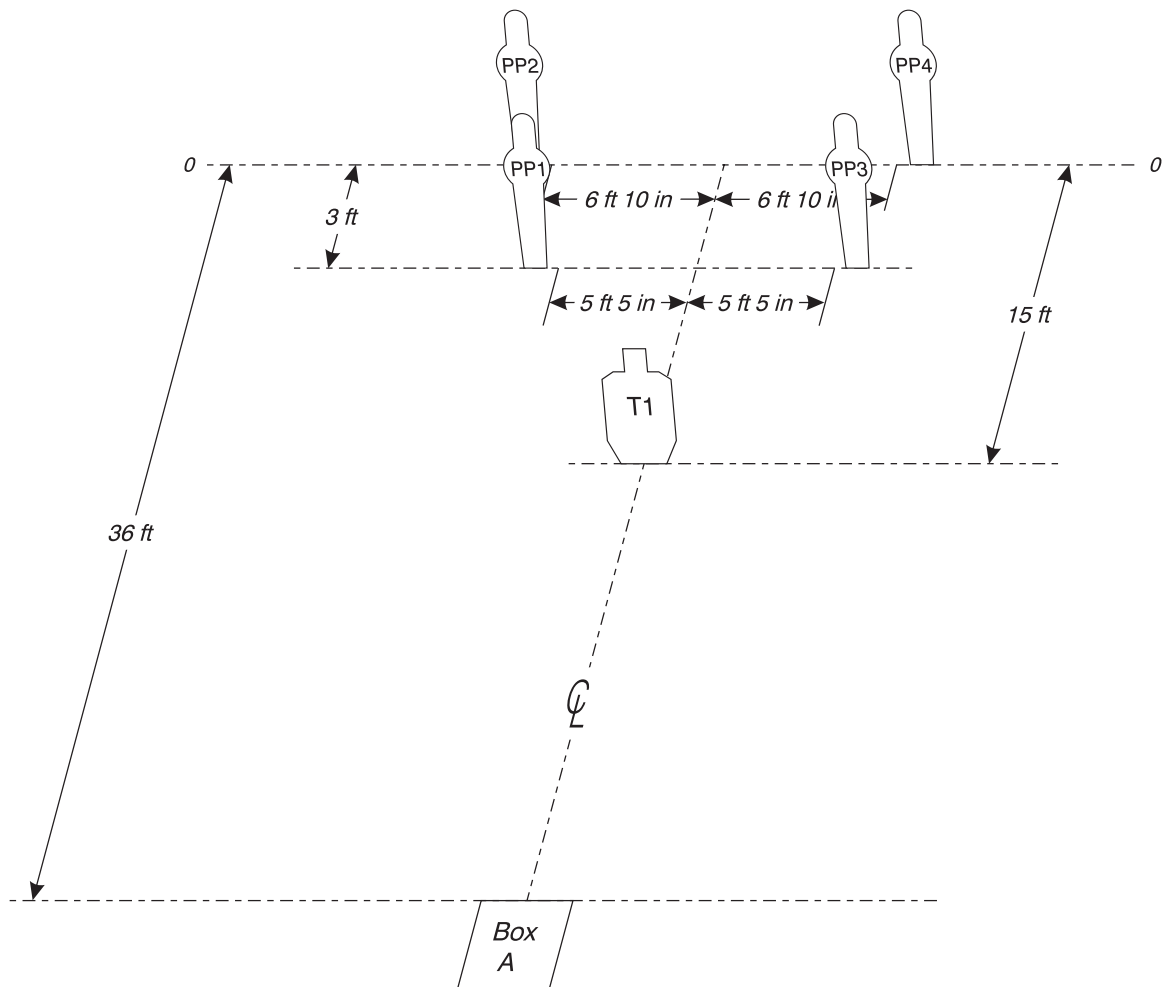
SCORING: Comstock, 6 rounds, 30 points

TARGETS: 1 Metric, 4 Pepper poppers

SCORED HITS: Best 2/paper, KD = 1 A

START - STOP: Audible - Last shot

PENALTIES: Per current edition of USPSA Handgun Competition Rules



SETUP NOTES: Box A is 3 feet by 3 feet. Set T1 to 5 feet high at shoulders.



CM 99-62 Bang and Clang

Written Stage Briefing

Bang and Clang is a 6 round, 30 point Comstock classifier course. There is one metric target and 4 pepper poppers. The best two hits per paper target will score, steel must fall to score. The start signal is audible.

The start position is standing in Box A, facing the targets with both wrists above your respective shoulders. Your gun is loaded and holstered.

PCC start position is standing in Box A, facing downrange, stock on belt, muzzle downrange, loaded carbine held in both hands with safety on.

On the start signal, engage T1 and PP1-4 from within the fault lines.





Stage 3 - Got Away

by Linda Dorisio

Scoring: COMSTOCK, Best 2 hits on cardboard.

Targets: 11 USPSA targets, 1 popper, 2 mini poppers


Rounds: 25

Start Position:

The start position is standing with toes of both feet touching start stick, facing down range with wrists below belt. Handgun is loaded and holstered. PCC start position is standing with toes of both feet touching start stick, stock on belt, safety on, muzzle pointing downrange.

Procedure:

On the audible start signal, engage all targets from within the shooting area. P1 activates swinger S1 which remains visible at rest.



CCFL

Stage 3 - Got Away

by Linda Dorisio

WRITTEN STAGE BRIEFING

Welcome to stage Stage 3 - Got Away.

Got Away is a 25 round, 125 point COMSTOCK Long course. There are 11 USPSA targets and 3 steel with 1 no-shoot targets. The start signal is audible.

The start position is standing with toes of both feet touching start stick, facing down range with wrists below belt. Handgun is loaded and holstered. PCC start position is standing with toes of both feet touching start stick, stock on belt, safety on, muzzle pointing downrange.

On the audible start signal, engage all targets from within the shooting area. P1 activates swinger S1 which remains visible at rest.

Are there any questions?

You have 5 minutes to examine the stage.





CM 13-02

Down The Middle

RULES: USPSA Handgun Competition Rules, Current Edition **COURSE DESIGNER:** US Nationals Design Team

START POSITION: Standing inside the fault lines, facing downrange, hands naturally at your sides. Gun is loaded and holstered.

STAGE PROCEDURE

On the start signal, engage each target with two rounds only from within the fault lines.

SCORING

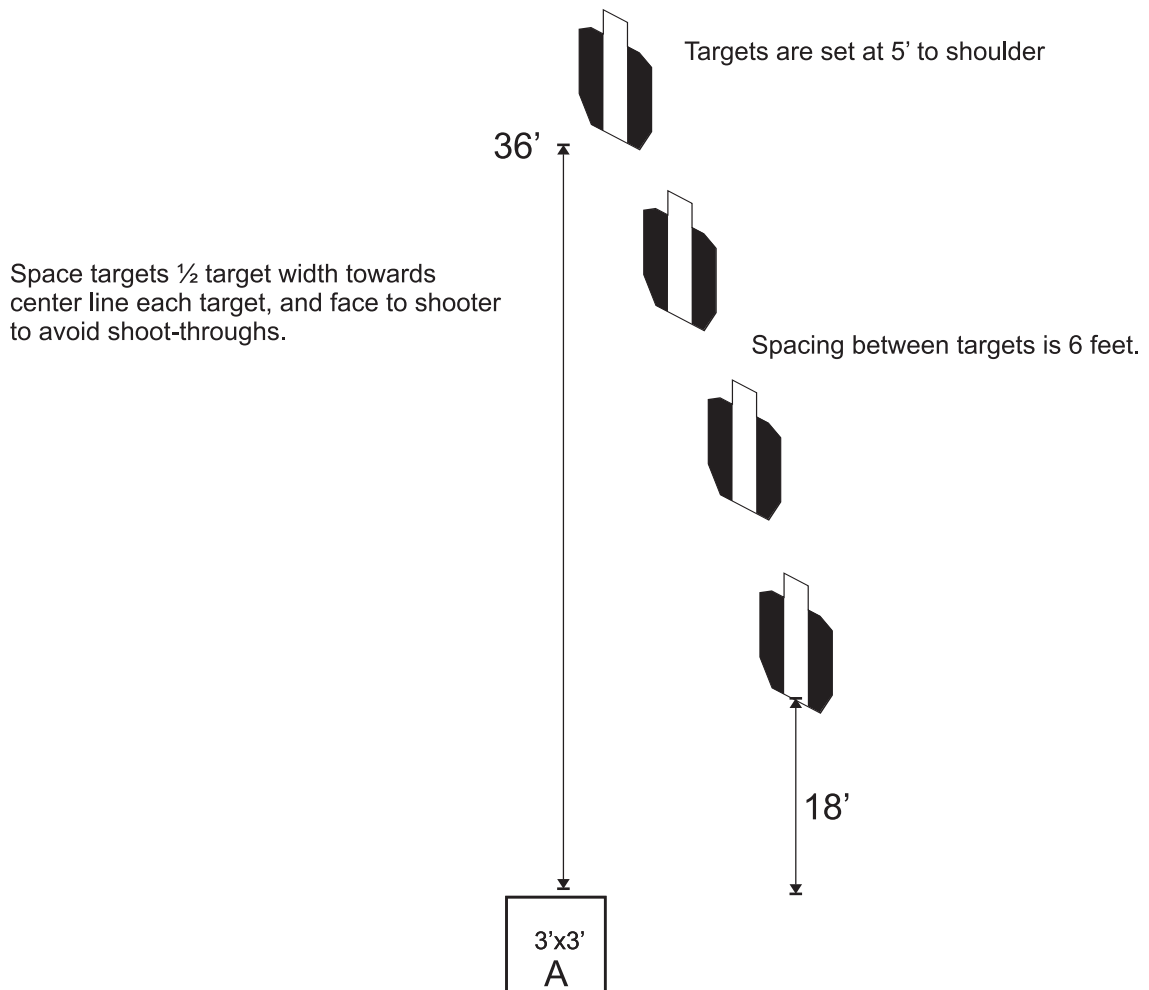
SCORING: Virginia Count, 8 rounds, 40 points

TARGETS: 4 USPSA

SCORED HITS: Best 2/paper

START - STOP: Audible - Last shot

PENALTIES: Per current edition of USPSA Handgun Competition Rules



SETUP NOTES: Targets are spaced 6 feet apart, and a half-target width towards the center line. T1 is at 36 feet, T4 is at 18 feet from front of shooting area A. Hard cover is painted edge to edge of A scoring zone.



CM 13-02 Down the Middle

Written Stage Briefing

Down the Middle is an 8 round, 40 point Virginia Count classifier course. There are 4 USPSA targets. Best two hits per target will score. The start signal is audible.

The start position is standing inside Box A, hands naturally at sides, facing downrange. Your handgun is loaded and holstered.

PCC start position is standing inside Box A, facing downrange, loaded carbine held in both hands with stock on belt, muzzle downrange, safety on.

Upon the audible signal, from within Box A, engage each target with two rounds only.





Stage 5 - Lost It

by Jimmy Johnson

Scoring: VIRGINIA, Best 2 hits on cardboard.

Targets: 9 USPSA targets

Rounds: 18

Start Position:

The start position is standing in any box, facing down range with wrists below belt.

Handgun is loaded and holstered.


PCC is loaded, stock on belt, safety on, muzzle pointing downrange.

Procedure:

String 1: On the audible start signal, engage one array (A, B or C) with two (2) rounds each Strong Hand only.

String 2: Standing in one of the unused boxes, on audible start signal, engage one of the two remaining arrays with two (2) rounds each freestyle. Perform a Mandatory Reload and move to the remaining box and engage the last array with two (2) rounds each Weak Hand only.

Each box may only be used once.



Stage 5 - Lost It
by Jimmy Johnson

WRITTEN STAGE BRIEFING

Welcome to stage Stage 5 - Lost It.

Lost It is an 18 round, 90 point VIRGINIA Medium course. There are 9 USPSA targets with 3 no-shoot targets. The start signal is audible.

The start position is standing in any box, facing down range with wrists below belt.

Handgun is loaded and holstered.

PCC is loaded, stock on belt, safety on, muzzle pointing downrange.

String 1: On the audible start signal, engage one array (A, B or C) with two (2) rounds each Strong Hand only.

String 2: Standing in one of the unused boxes, on audible start signal, engage one of the two remaining arrays with two (2) rounds each freestyle. Perform a Mandatory Reload and move to the remaining box and engage the last array with two (2) rounds each Weak Hand only.

Each box may only be used once.

Are there any questions?

You have 5 minutes to examine the stage.





Stage 6 - Missed Me

by Linda Dorisio

Scoring: COMSTOCK, Best 2 hits on cardboard.

Targets: 11 IPSC targets, 2 mini poppers


Rounds: 24

Start Position:

The start position is standing anywhere in any of the three shooting areas, facing down range with wrists below belt. Handgun is loaded and holstered. PCC start position is stock on belt, safety on, muzzle pointing downrange

Procedure:

On the audible start signal, engage all targets from within the shooting area.



CCFL

Stage 6 - Missed Me

by Linda Dorisio

WRITTEN STAGE BRIEFING

Welcome to stage Stage 6 - Missed Me.

Missed Me is a 24 round, 120 point COMSTOCK Long course. There are 11 IPSC targets and 2 steel with 2 no-shoot targets. The start signal is audible.

The start position is standing anywhere in any of the three shooting areas, facing down range with wrists below belt. Handgun is loaded and holstered. PCC start position is stock on belt, safety on, muzzle pointing downrange

On the audible start signal, engage all targets from within the shooting area.

Are there any questions?

You have 5 minutes to examine the stage.

