

25-02

Look at Me I am the Captain Now

RULES: USPSA Handgun Competition Rules

COURSE DESIGNER: Tim Dunderi

Stage Procedure

SCORING: Comstock, 10 rounds, 50 points

TARGETS: 5 USPSA Targets

SCORED HITS: Best 2 per USPSA Target

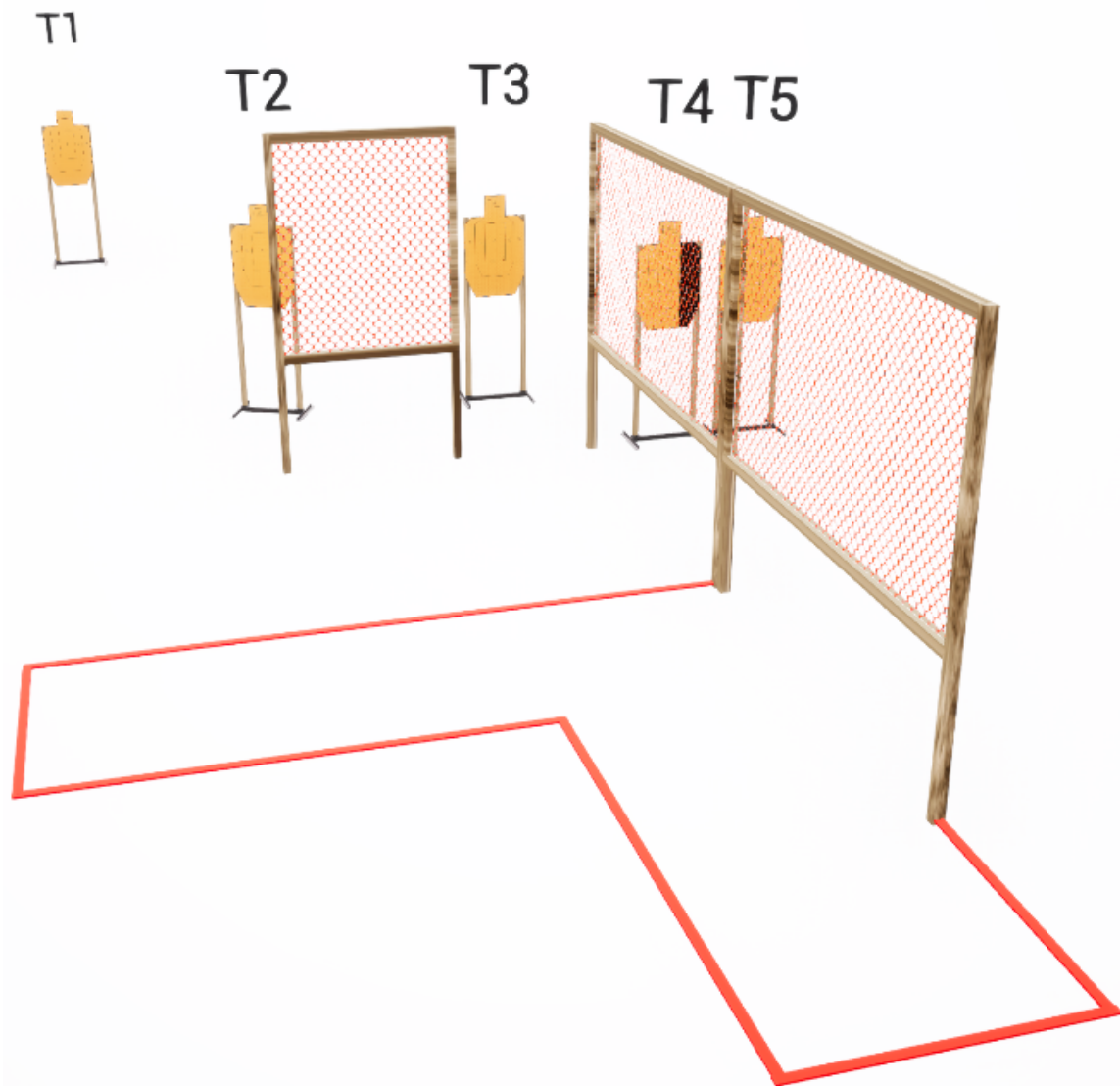
START-STOP: Audible - Last Shot

START POSITION: The **Handgun Start Position** is standing anywhere inside of the shooting area, wrists below belt. Handgun is loaded and holstered.

The **PCC Start Position** is standing anywhere inside of the shooting area. Carbine is loaded with stock on belt.

The **Make Ready** position is at the same location as the Start Position.

PROCEDURE: Upon the start signal, engage the targets from within the shooting area.



Written Stage Briefing

CM 25-02 Look at Me I am the Captain Now is a 10 round, 50 point Comstock Classifier course. There are 5 USPSA targets. The best 2 hits per target will score. The start signal is audible.

The **Handgun Start Position** is standing anywhere inside of the shooting area, wrists below belt. Handgun is loaded and holstered.

The **PCC Start Position** is standing anywhere inside of the shooting area. Carbine is loaded with stock on belt.

The **Make Ready** position is at the same location as the Start Position.

Upon the start signal, engage the targets from within the shooting area.





2 - Decisions, Decisions

by Bretton Rebol

Scoring: FIXED TIME, Best 2 hits on cardboard.

Targets: 9 USPSA targets

Rounds: 18

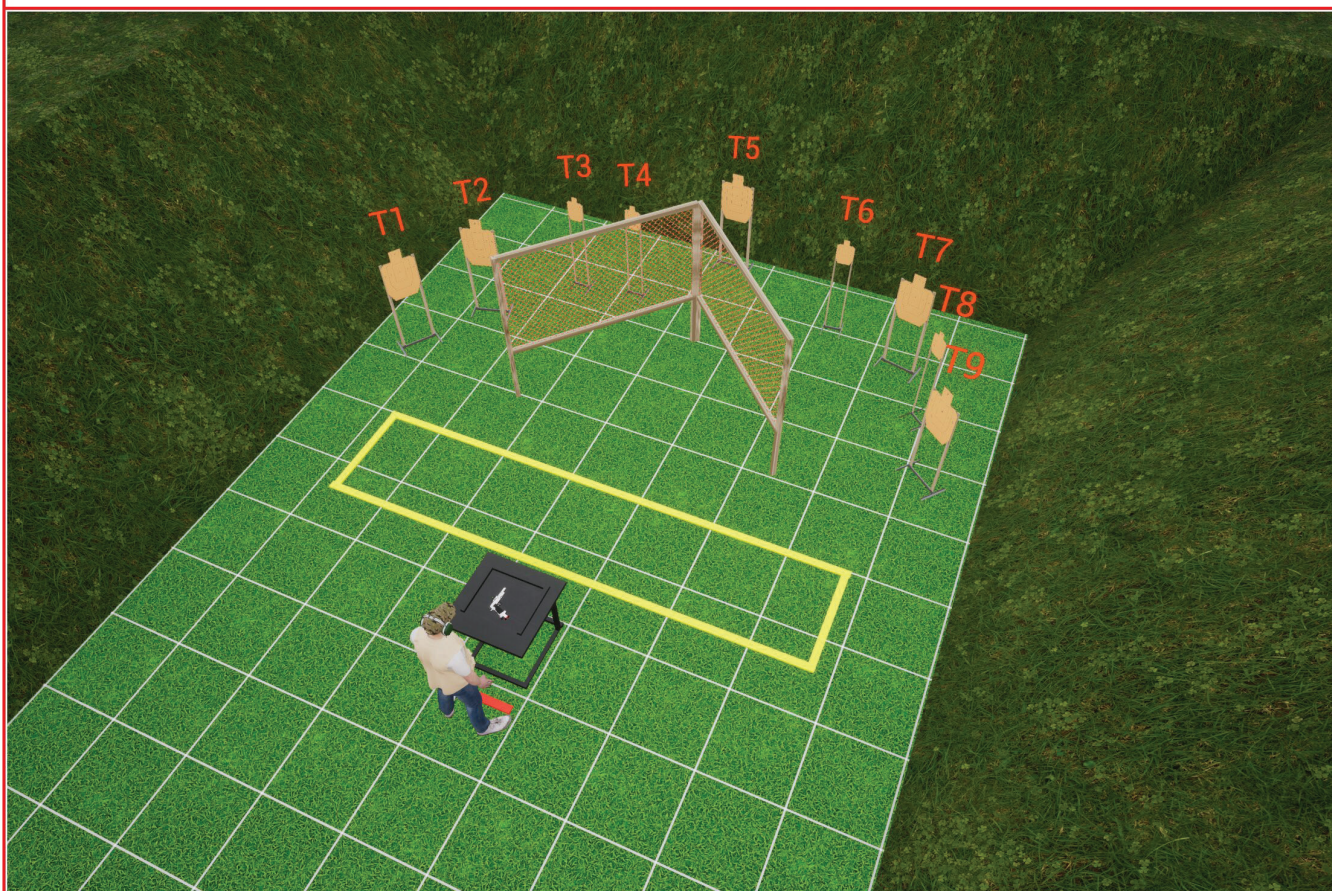
Start Position:

The start position is standing behind Make Ready Table with toes of both feet touching the start stick, facing down range with wrists below belt. Handgun is loaded and placed on table within the area of the foam pad. PCC must have the trigger guard over the foam pad.

Procedure:

On the audible start signal, engage all targets from within the shooting area.

Par time is 6 seconds. Overtime shots are 6.31+ seconds.



CCFL

2 - Decisions, Decisions

by Bretton Rebol

WRITTEN STAGE BRIEFING

Welcome to stage 2 - Decisions, Decisions.

Decisions, Decisions is a 18 round, 90 point Fixed Time Medium course. There are 5 USPSA targets and 4 Half Size USPSA targets. The start signal is audible.

The start position is standing behind Make Ready Table with toes of both feet touching the start stick, facing down range with wrists below belt. Handgun is loaded and placed on table within the area of the foam pad. PCC must have the trigger guard over the foam pad.

On the audible start signal, engage all targets from within the shooting area. Par time is 6 seconds. Overtime shots are 6.31+ seconds.

Are there any questions?

You have 5 minutes to examine the stage.





3 - Run & Gun Blazer

by Bretton Rebol

Scoring: COMSTOCK, Best 2 hits on cardboard.

Targets: 16 USPSA targets


Rounds: 32

Start Position:

The start position is standing with both feet touching the start stick with wrists below belt. Handgun is loaded and holstered. PCC start position is standing with both feet touching the start stick, stock on belt, safety on, muzzle pointing downrange.

Procedure:

On the audible start signal, engage all targets from within the shooting area. Competitor must remain with the shooting area. One Procedural Penalty per shot fired after leaving the shooting area (1.1.5.5).



CCFL

3 - Run & Gun Blazer

by Bretton Rebol

WRITTEN STAGE BRIEFING

Welcome to stage 3 - Run & Gun Blazer.

Run & Gun Blazer is a 32 round, 160 point COMSTOCK Long course. There are 16 USPSA targets. The start signal is audible.

The start position is standing with both feet touching the start stick with wrists below belt. Handgun is loaded and holstered. PCC start position is standing with both feet touching the start stick, stock on belt, safety on, muzzle pointing downrange.

On the audible start signal, engage all targets from within the shooting area. Competitor must remain with the shooting area. One Procedural Penalty per shot fired after leaving the shooting area (1.1.5.5).

Are there any questions?

You have 5 minutes to examine the stage.





Scoring: COMSTOCK, Best 2 hits on cardboard.

Targets: 11 IPSC targets

Rounds: 22

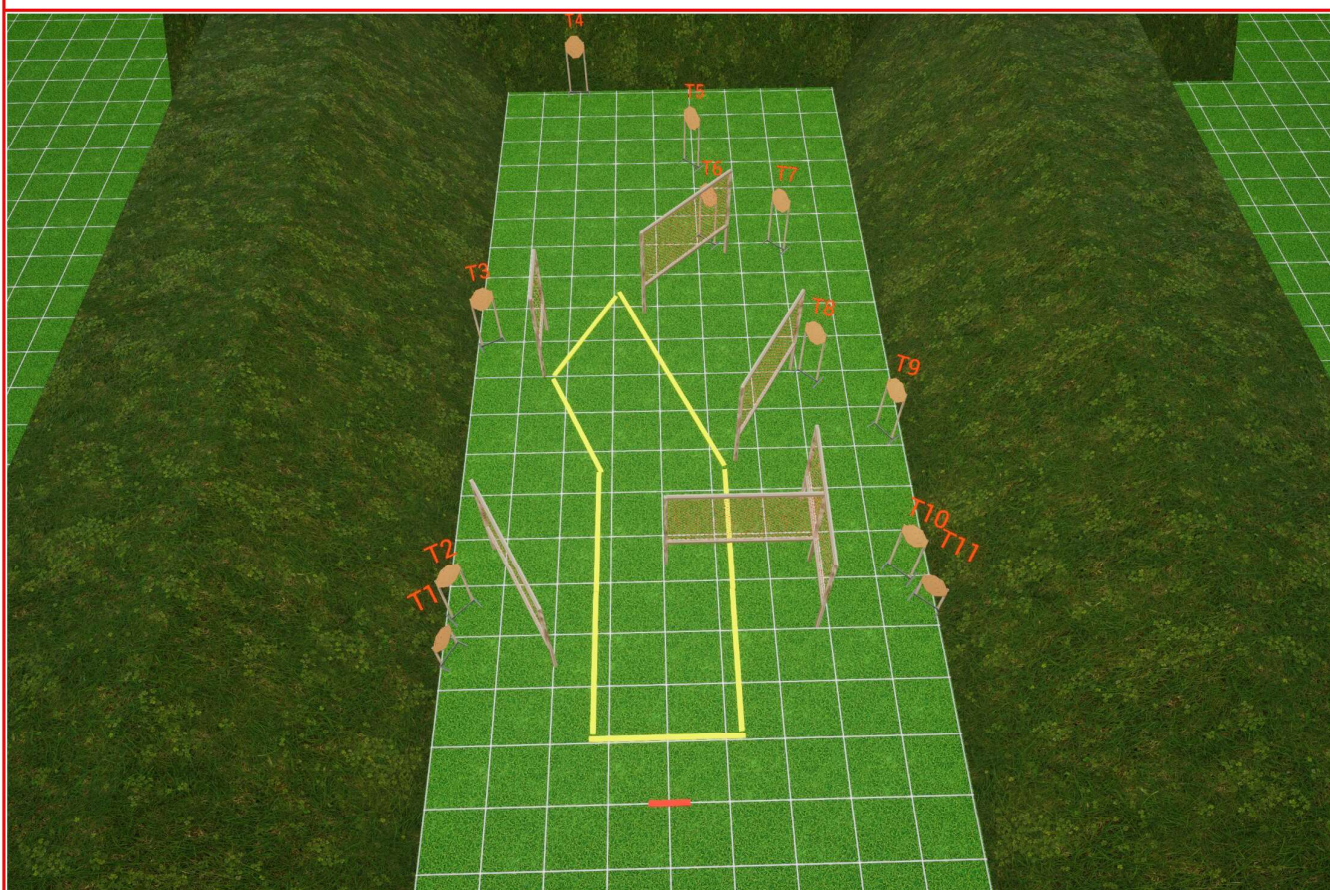
Start Position:

The start position is standing with both feet touching the start stick, facing down range with wrists below belt. Handgun is loaded and holstered.

PCC start position is standing with both feet touching the start stick, facing down range with stock on belt, safety on, muzzle pointing downrange.

Procedure:

On the audible start signal, engage all targets from within the shooting area.



CCFL

4 - 9 Ball
by Michigan Section

WRITTEN STAGE BRIEFING

Welcome to stage 4 - 9 Ball.

9 Ball is a 22 round, 110 point COMSTOCK Medium course. There are 11 IPSC targets. The start signal is audible.

The start position is standing with both feet touching the start stick, facing down range with wrists below belt. Handgun is loaded and holstered.

PCC start position is standing with both feet touching the start stick, facing down range with stock on belt, safety on, muzzle pointing downrange.

On the audible start signal, engage all targets from within the shooting area.

Are there any questions?

You have 5 minutes to examine the stage.





Scoring: VIRGINIA, Best 2 hits on cardboard.

Targets: 8 IPSC targets

Rounds: 16

Start Position:


The start position is both feet touching either start stick, facing down range with wrists below belt. Handgun is loaded and holstered.

PCC start position is both feet touching either start stick, facing down range with stock on belt, safety on, muzzle pointing downrange

Procedure:

String 1: On the audible start signal, engage any 4 targets from within the shooting area with one (1) round each. Make a Mandatory Reload and engage the remaining 4 targets with one (1) round each from within the shooting area.

String 2: Starting from the opposite start stick, on the audible start signal, engage any 4 targets from within the shooting area with one (1) round each. Make a Mandatory Reload and engage the remaining 4 targets with one (1) round each from within the shooting area.



5 - 10 Pin
by Michigan Section

WRITTEN STAGE BRIEFING

Welcome to stage 5 - 10 Pin.

10 Pin is a 16 round, 80 point VIRGINIA COUNT Standard Exercise. There are 8 IPSC targets. The start signal is audible.

The start position is both feet touching either start stick, facing down range with wrists below belt. Handgun is loaded and holstered.

PCC start position is both feet touching either start stick, facing down range with stock on belt, safety on, muzzle pointing downrange

String 1: On the audible start signal, engage any 4 targets from within the shooting area with one (1) round each. Make a Mandatory Reload and engage the remaining 4 targets with one (1) round each from within the shooting area.

String 2: Starting from the opposite start stick, on the audible start signal, engage any 4 targets from within the shooting area with one (1) round each. Make a Mandatory Reload and engage the remaining 4 targets with one (1) round each from within the shooting area.

Are there any questions?
You have 5 minutes to examine the stage.





Scoring: COMSTOCK, Best 2 hits on cardboard.

Targets: 10 USPSA targets, 3 poppers, 2 mini poppers, 5 steel

Rounds: 30


Start Position:

The start position is standing with toes of both feet touching either start stick, facing down range with wrists below belt. Handgun is loaded and holstered.

PCC start position is standing with toes of both feet touching either start stick with stock on belt, safety on, muzzle pointing downrange

Procedure:

On the audible start signal, engage all targets from within the shooting area.



CCFL

6 - 5 Points
by Bud Connolly

WRITTEN STAGE BRIEFING

Welcome to stage 6 - 5 Points.

5 Points is a 30 round, 150 point COMSTOCK Long course. There are 10 USPSA targets and 10 steel. The start signal is audible.

The start position is standing with toes of both feet touching either start stick, facing down range with wrists below belt. Handgun is loaded and holstered.

PCC start position is standing with toes of both feet touching either start stick with stock on belt, safety on, muzzle pointing downrange

On the audible start signal, engage all targets from within the shooting area.

Are there any questions?

You have 5 minutes to examine the stage.

