



Deja Vu

Targets: 6 USPSA cardboard targets

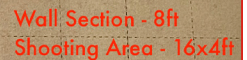
Rounds: 12

Condition: Loaded and holstered

Start Position: Standing anywhere in shooting area, wrists below belt. PCC stock on belt generally downrange

The start is audible

Procedure: Engage targets from within the shooting area.



Targets are 5' to top of target.

No Shoot inverted at 5 inches below A zone perf.

CM 20-02 Déjà vu

Written Stage Briefing

Déjà vu is a 12 round, 60-point, Comstock Classifier course. There are 6 USPSA targets.

The handgun start position is standing anywhere in the shooting area, wrists below belt, handgun loaded and holstered.

The PCC start position is standing anywhere in the shooting area, loaded PCC held in both hands, safety on, stock touching belt, muzzle generally downrange.

On the audible start signal, engage targets as available from within the shooting area.



Stage 2

Another Unloaded Start?

SCORING: This is a 23 round, 115 point, Comstock course of fire.

TARGETS: 10 USPSA targets, 1 USPSA Popper and 2 USPSA Mini Poppers.

SCORED HITS: Best 2 per USPSA, steel down = 1A

START-STOP: Audible - Last shot

PENALTIES: Per the current edition of the USPSA Rule Book.

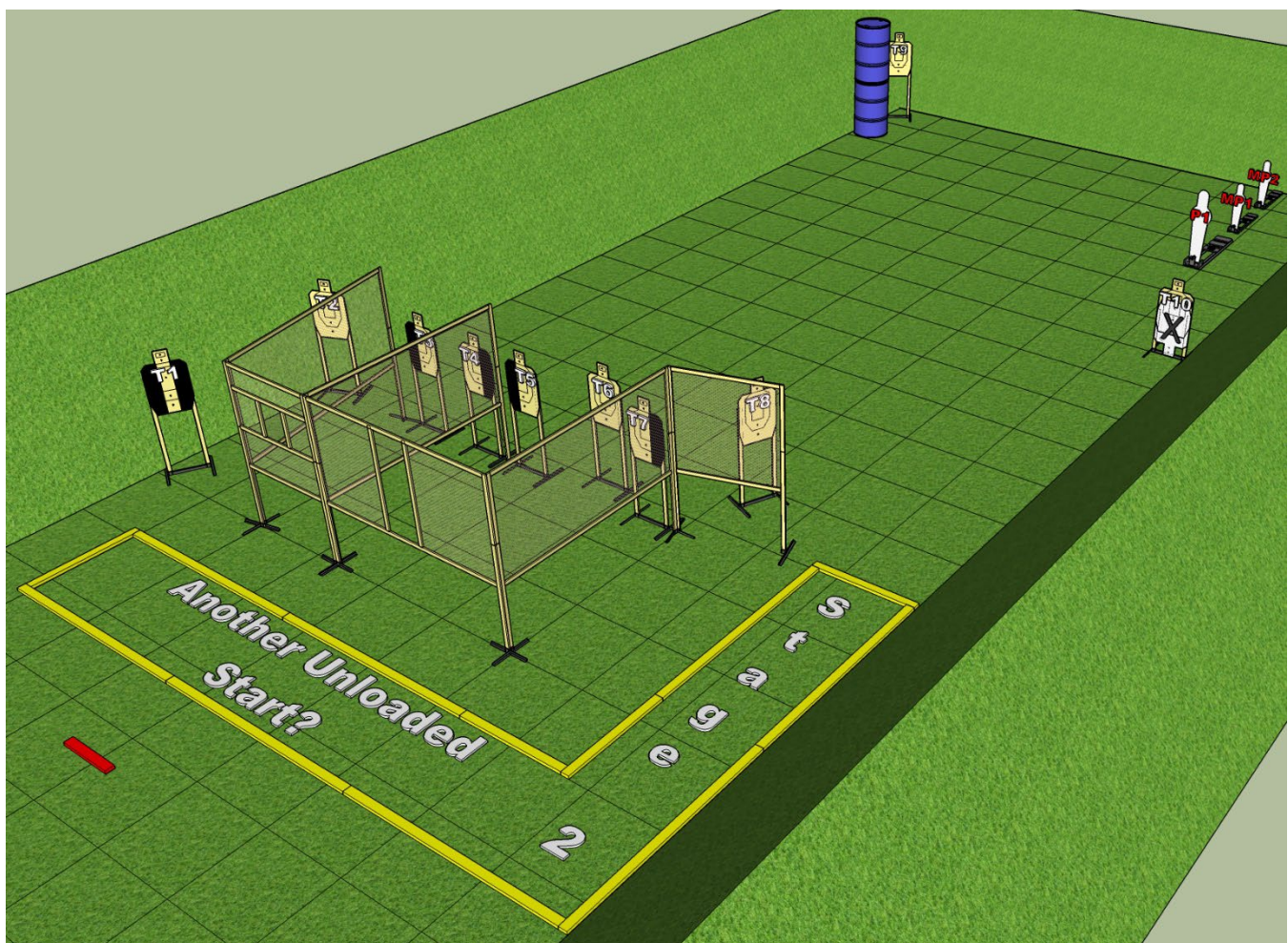
STARTING POSITION: Facing downrange, with feet touching Start Stick and wrists below belt. Handgun is **unloaded** and holstered.

PCC is facing downrange with feet touching Start Stick. PCC is **unloaded**, held in both hands, stock touching belt and muzzle pointed downrange.

STAGE PROCEDURE: Upon start signal, engage targets from within the shooting area.

Are there any questions?

You have 5 minutes to walk the stage...good luck!



Stage 3

Unloaded Table Start

SCORING: This is a 22 round, 110 point, Comstock course of fire.

TARGETS: 9 USPSA targets, 2 USPSA Poppers and 2 USPSA Mini Poppers.

SCORED HITS: Best 2 per USPSA, steel down = 1A

START-STOP: Audible - Last shot

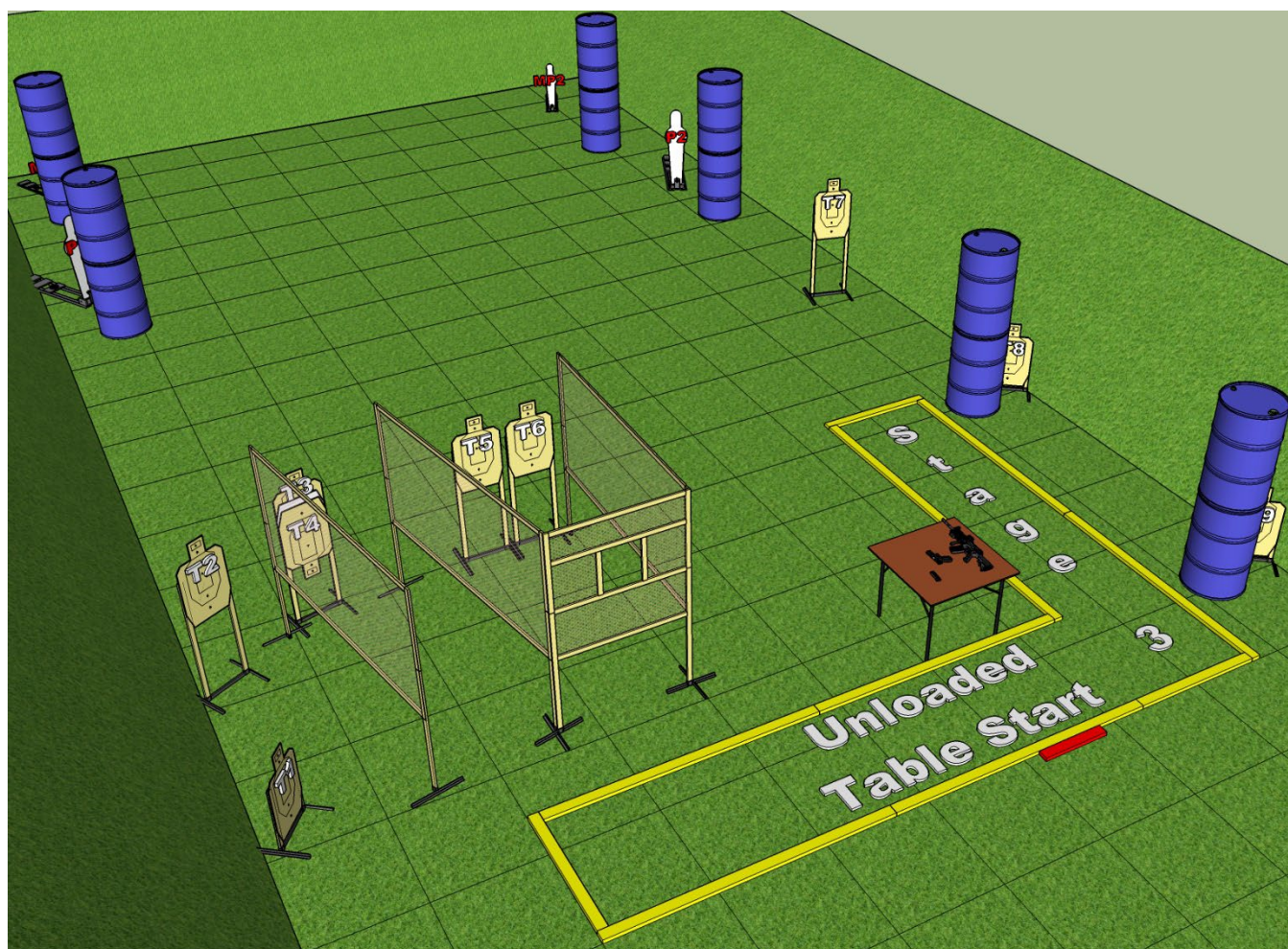
PENALTIES: Per the current edition of the USPSA Rule Book.

STARTING POSITION: Facing downrange, with toes touching Start Stick and wrists below belt. Firearm is **unloaded** on the table with trigger guard over the mark. Ammo may come from the table or your belt.

STAGE PROCEDURE: Upon start signal, engage targets from within the shooting area.

Are there any questions?

You have 5 minutes to walk the stage...good luck!



Stage 4

June Blazer

SCORING: This is a 24 round, 120 point, Comstock course of fire.

TARGETS: 12 USPSA targets

SCORED HITS: Best 2 per USPSA

START-STOP: Audible - Last shot

PENALTIES: Per the current edition of the USPSA Rule Book.

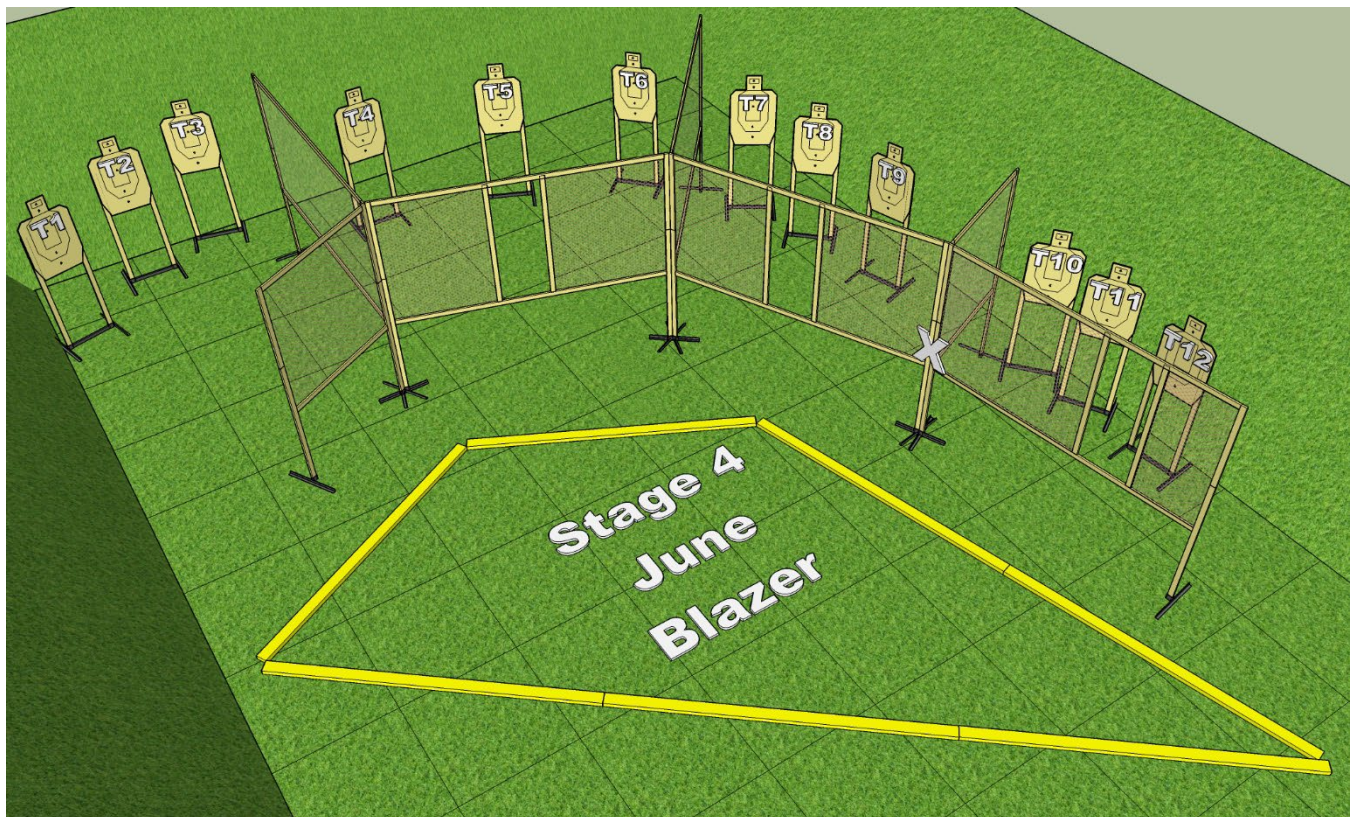
STARTING POSITION: Facing downrange, with Strong hand on mark. Handgun is loaded and holstered.

PCC is facing downrange, loaded with safety on, held in both hands and muzzle pointed at mark.

STAGE PROCEDURE: Upon start signal, engage targets from within the shooting area.

Are there any questions?

You have 5 minutes to walk the stage...good luck!



Stage 5

This Isn't Texas

SCORING: This is a 14 round, 70 point, Comstock course of fire.

TARGETS: 2 USPSA targets and 10 Plates.

SCORED HITS: Best 2 per USPSA, steel down = 1A

START-STOP: Audible - Last shot

PENALTIES: Per the current edition of the USPSA Rule Book.

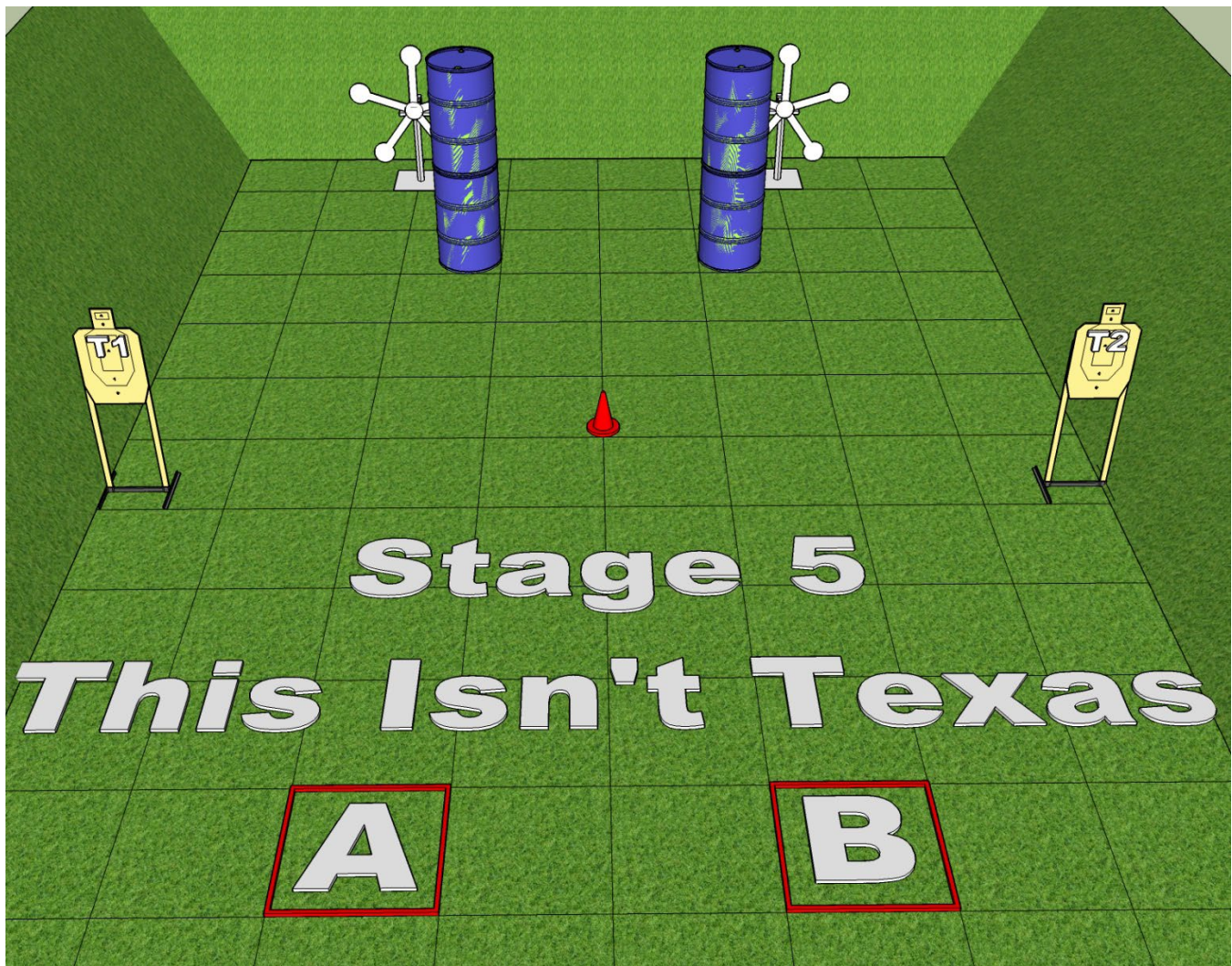
STARTING POSITION: Standing in either Box A or B facing downrange. Handgun is loaded and holstered. PCC is loaded, held in both hands with safety on and muzzle pointed at cone.

STAGE PROCEDURE: Upon start signal, engage targets from within the shooting boxes.

Barrels are SOFT cover.

Are there any questions?

You have 5 minutes to walk the stage...good luck!



Stage 6

Go For It

SCORING: This is a 22 round, 110 point, Comstock course of fire.

TARGETS: 9 USPSA targets and 4 USPSA Poppers

SCORED HITS: Best 2 per USPSA, steel down = 1A

START-STOP: Audible - Last shot

PENALTIES: Per the current edition of the USPSA Rule Book.

STARTING POSITION: Facing downrange, with feet touching Start Stick and wrists below belt. Handgun is loaded and holstered.

PCC is facing downrange with feet touching Start Stick. PCC is loaded with safety on, held in both hands, stock touching belt and muzzle pointed downrange.

STAGE PROCEDURE: Upon start signal, engage targets from within the shooting area. P1 activates T3 – Max Trap and P4 activates T6 – Drop Turner which are disappearing targets and will incur No Penalty Misses (NPM).

Are there any questions?

You have 5 minutes to walk the stage...good luck!

