

Scoring: Comstock course of fire

Targets: 5 USPSA cardboard targets 2 fullsize USPSA Poppers

Rounds: 12

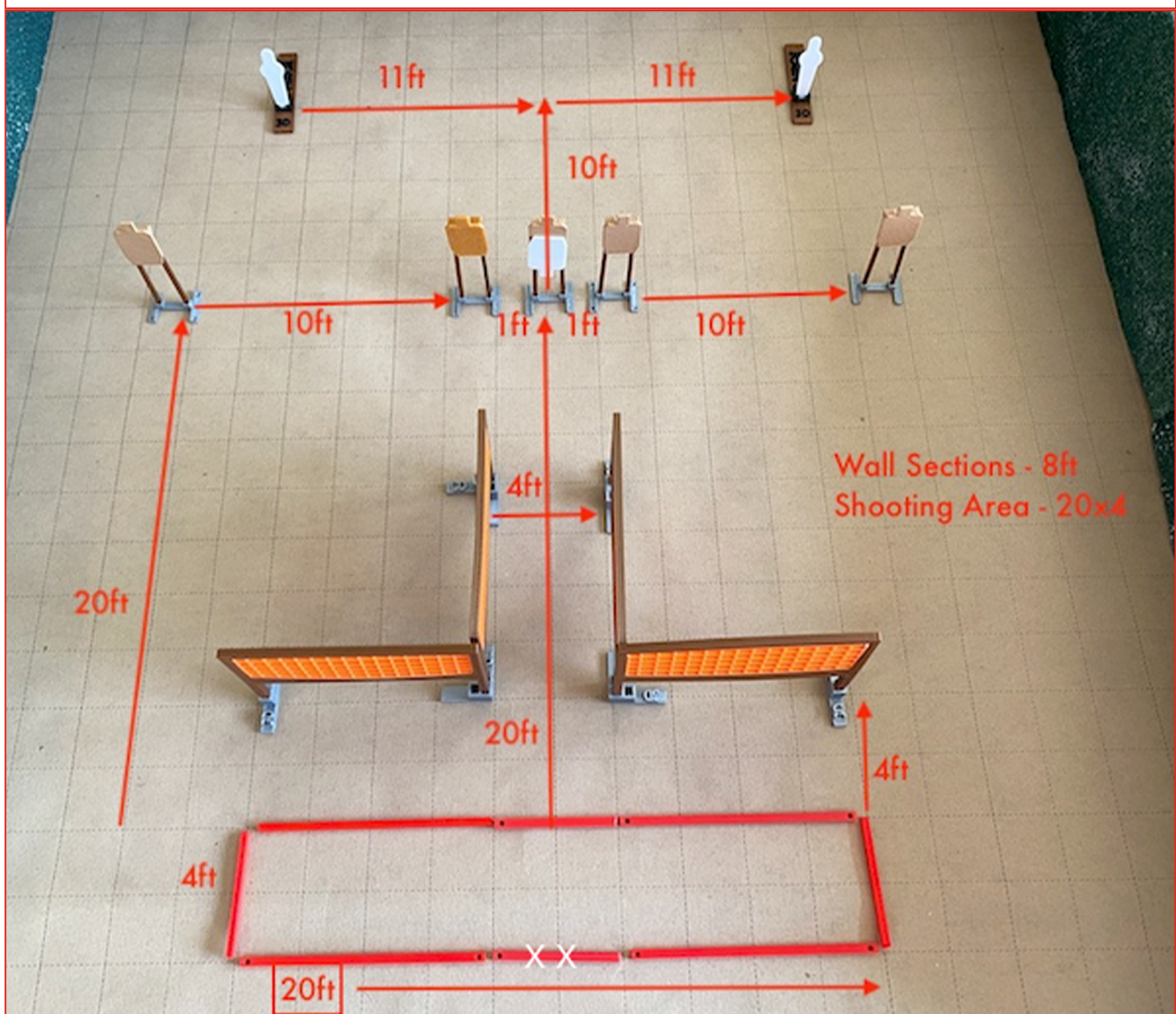
Condition: Loaded and holstered

Start Position: Feet touching marks, wrists below belt.

PCC stock on belt generally downrange

The start is audible

Procedure: Engage targets from within the shooting area.



SETUP NOTES

Targets are 5' to top of target.

No Shoot inverted at 5 inches below A zone perf.

CM 20-01 Wish You Were Here

Written Stage Briefing

Wish You Were Here is a 12 round, 60-point, Comstock Classifier course. There are 5 USPSA targets and 2 USPSA Poppers.

The handgun start position is standing inside the shooting area, feet touching marks, wrists below belt, with handgun loaded and holstered.

The PCC start position is standing inside the shooting area, feet touching marks, loaded PCC held in both hands, safety on, stock touching belt, muzzle generally downrange.

On the audible start signal, engage targets as they become available from within the shooting area.



Stage 2

7 in Heaven

SCORING: This is an 18 round, 90 point, Fixed Time Standard Exercise course of fire.

TARGETS: 6 USPSA targets

SCORED HITS: Best 3 per USPSA target

START-STOP: Audible - Last shot

PENALTIES: Per the current edition of the USPSA Rule Book.

STARTING POSITION: Facing downrange standing in Box A. Handgun is loaded and holstered.

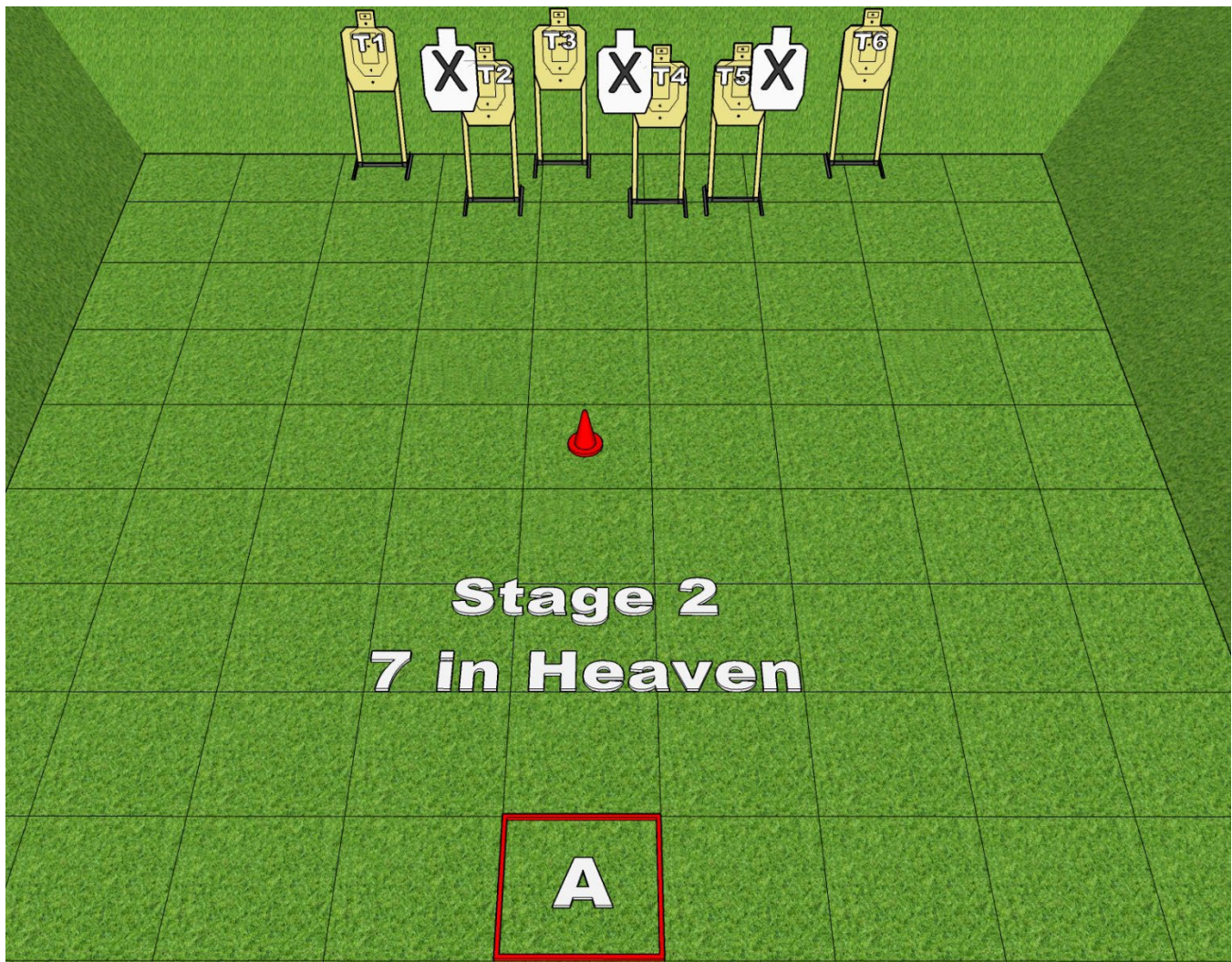
PCC is facing downrange standing in Box A. PCC is loaded with safety on, held in both hands, stock touching belt and muzzle pointed at cone.

STAGE PROCEDURE: All strings set to 7 seconds.

String 1: Upon start signal, engage T1-T6 with one (1) round each, make a Mandatory Reload and re-engage T1-T6 with one (1) round each Strong Hand ONLY.

String 2: Upon start signal, engage T1-T6 with one (1) round each Weak Hand (Shoulder) ONLY.

Are there any questions? You have 5 minutes to walk the stage...good luck!



Stage 3

Hexagon

SCORING: This is a 30 round, 150 point, Comstock course of fire.

TARGETS: 15 USPSA targets

SCORED HITS: Best 2 per USPSA

START-STOP: Audible - Last shot

PENALTIES: Per the current edition of the USPSA Rule Book.

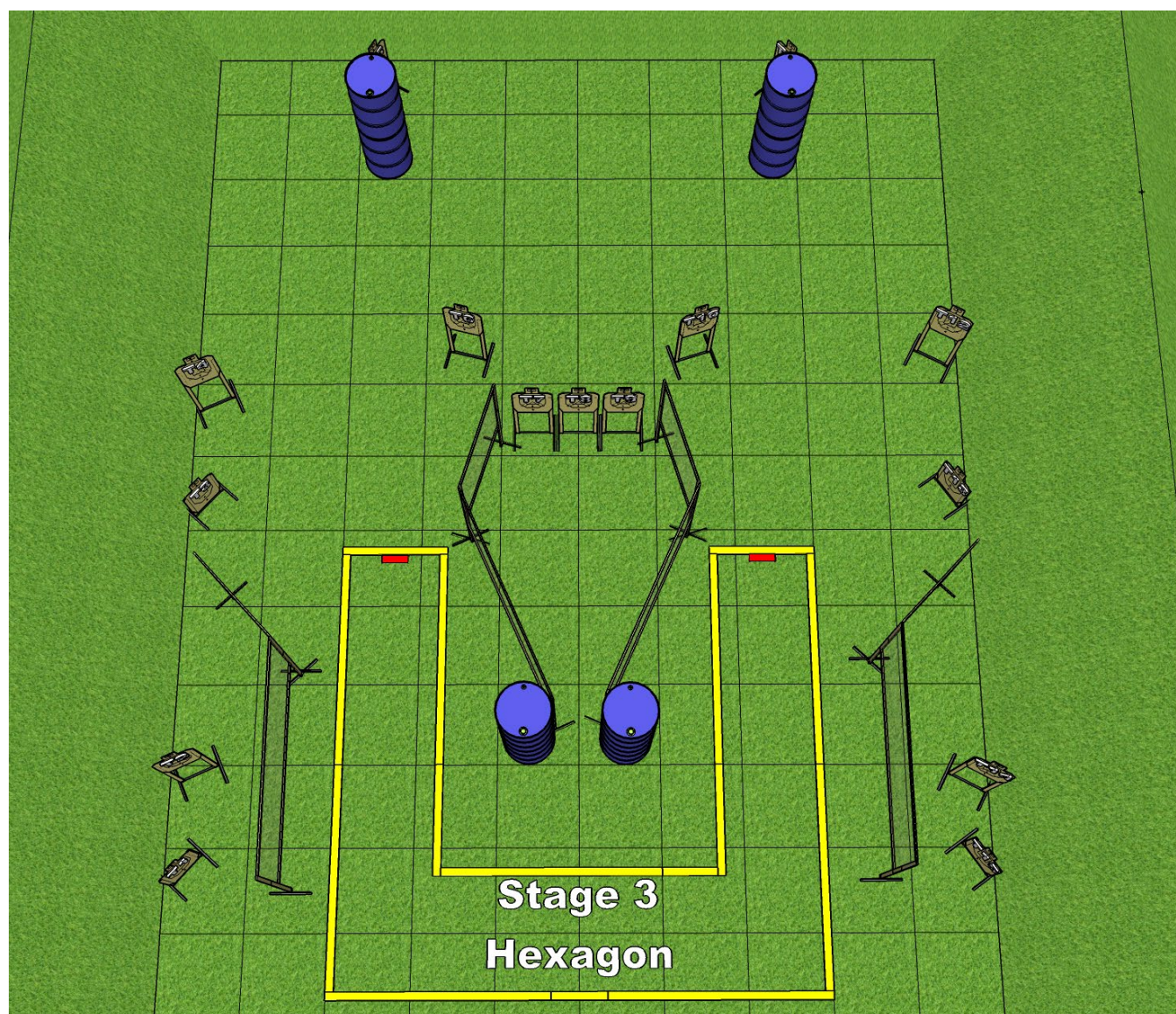
STARTING POSITION: Facing downrange, with toes touching either Start Stick and wrists below belt. Handgun is loaded and holstered.

PCC is facing downrange with toes touching either Start Stick. PCC is loaded with safety on, held in both hands, stock touching belt and muzzle pointed downrange.

STAGE PROCEDURE: Upon start signal, engage targets from within the shooting area.

Are there any questions?

You have 5 minutes to walk the stage...good luck!



Stage 4

In The Long Run

SCORING: This is a 20 round, 100 point, Comstock course of fire.

TARGETS: 9 USPSA targets, 2 USPSA Poppers

SCORED HITS: Best 2 per USPSA, steel down = 1A

START-STOP: Audible - Last shot

PENALTIES: Per the current edition of the USPSA Rule Book.

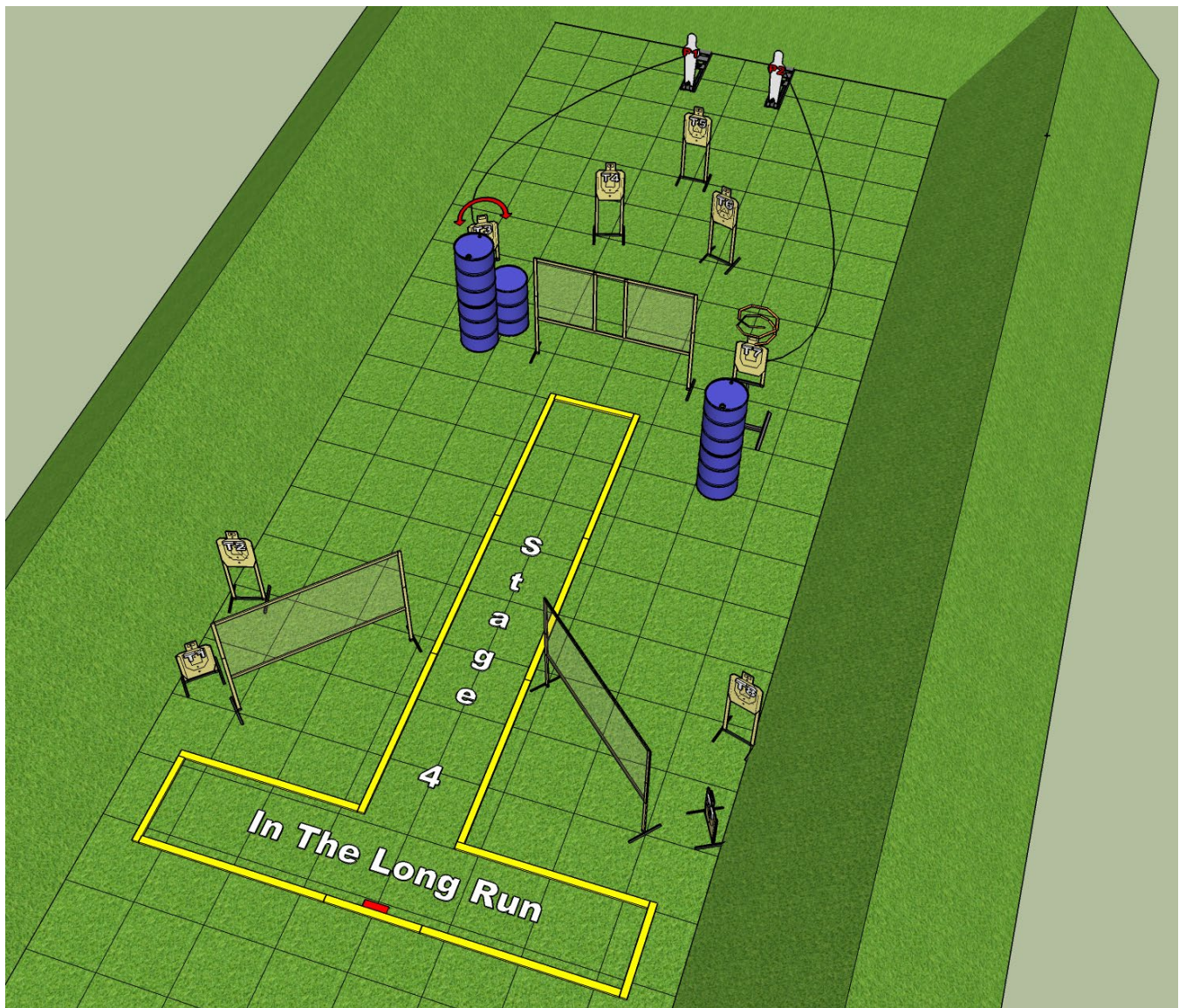
STARTING POSITION: Facing downrange, with feet touching Start Stick and wrists below belt. Handgun is loaded and holstered.

PCC is facing downrange with feet touching Start Stick. PCC is loaded with safety on, held in both hands, stock touching belt and muzzle pointed downrange.

STAGE PROCEDURE: Upon start signal, engage targets from within the shooting area. P1 activates Swinger T3 which remains visible. P2 activates Drop Turner T7 which disappears. Misses on T7 are No Penalty Mikes (NPM).

Are there any questions?

You have 5 minutes to walk the stage...good luck!



Stage 5

Challenge Steel

SCORING: This is a 14 round, 70 point, Comstock course of fire.

TARGETS: 1 USPSA target, 4 USPSA Poppers, 4 USPSA Mini Poppers & 3 IPSC Mini Poppers.

SCORED HITS: Best 3 per USPSA, steel down = 1A

START-STOP: Audible - Last shot

PENALTIES: Per the current edition of the USPSA Rule Book.


STARTING POSITION: Facing downrange, standing in any box and wrists below belt. Handgun is loaded and holstered.

PCC is facing downrange standing in any box. PCC is loaded with safety on, held in both hands, stock touching belt and muzzle pointed downrange.

STAGE PROCEDURE: Upon start signal, engage T1 with one (1) round and knock down one array of steel. Move to a second box and engage T1 with one (1) round and knock down one array of steel. Move to the third box and engage T1 with one (1) round and knock down the remaining array of steel. One Procedural for any steel engaged out of sequence or for not engaging T1 from any box.

A steel array is defined as being all of the same size and shape. See Targets above.

Are there any questions? You have 5 minutes to walk the stage...good luck!



Stage 6

Over the Wall Blazer

SCORING: This is a 26 round, 130 point, Comstock course of fire.

TARGETS: 13 USPSA targets

SCORED HITS: Best 2 per USPSA

START-STOP: Audible - Last shot

PENALTIES: Per the current edition of the USPSA Rule Book.

STARTING POSITION: Facing downrange, standing in Box A with wrists above respective shoulders. Handgun is loaded and holstered.

PCC is facing downrange standing in Box A. PCC is loaded with safety on, held in both hands, with wrists above shoulders and muzzle pointed downrange.

STAGE PROCEDURE: Upon start signal, engage targets from within the shooting areas.

Are there any questions?

You have 5 minutes to walk the stage...good luck!

