

CM 19-04 HI Cost of Living
Course Designer: Jake from State Farm
Rules: per USPSA Rules



START POSITION: Standing in the shooting area, wrist below belt, heels touching mark

GUN READY CONDITION: Loaded and holstered

STAGE PROCEDURE: On signal engage targets as available.

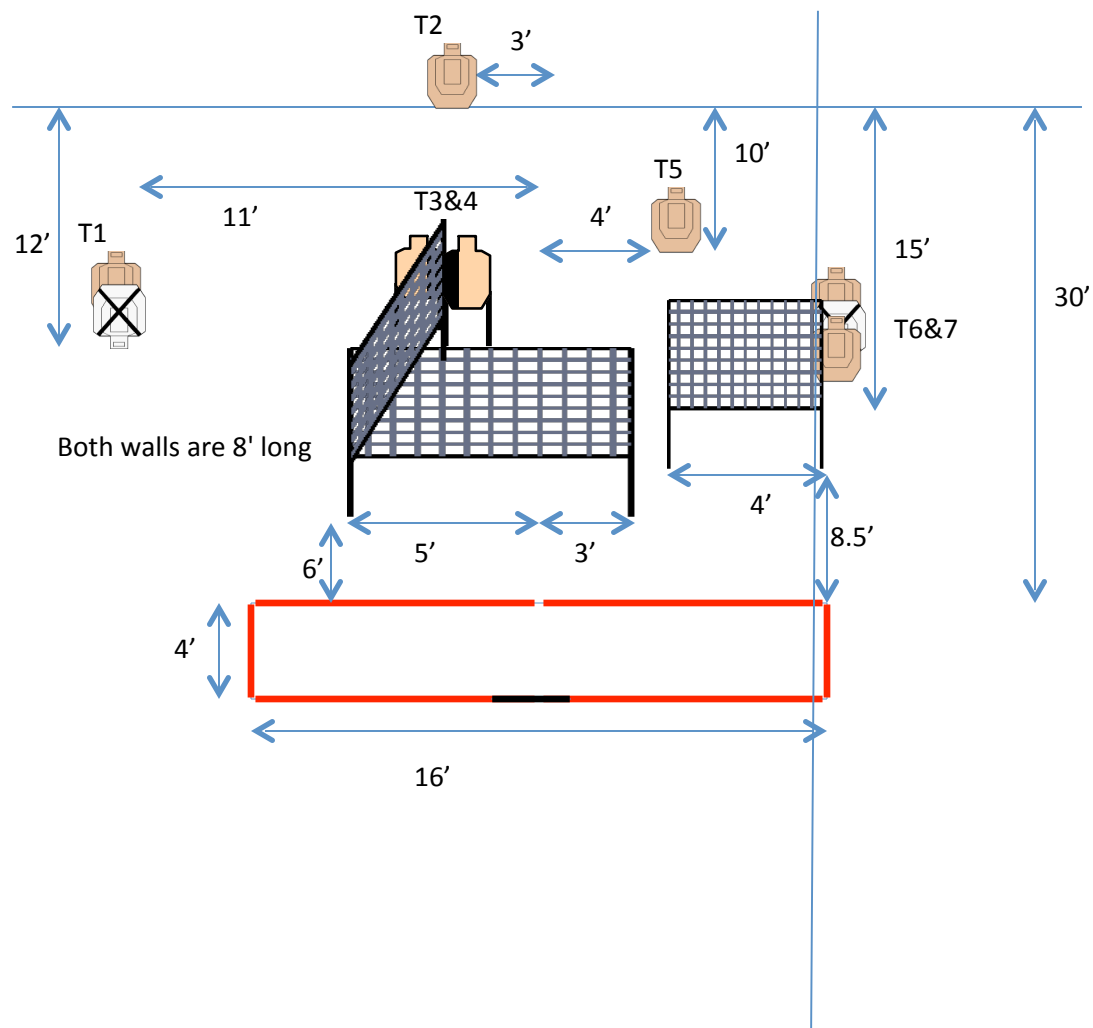
SCORING: Comstock 14 Rounds,

TARGETS: 7 USPSA

SCORED HITS: Best 2 Steel 1 A

START-STOP: Audible - Last shot

PENALTIES: Per USPSA Rules



Notes for CM 19-04 HI Cost of Living

Targets 5' to top of head

T1&6 No shoot to the top of the letter A in the lower A zone

T7 Top of head to C/D line of upside down No Shoot

T3 is a right side Hard Cover. HC to the A zone line

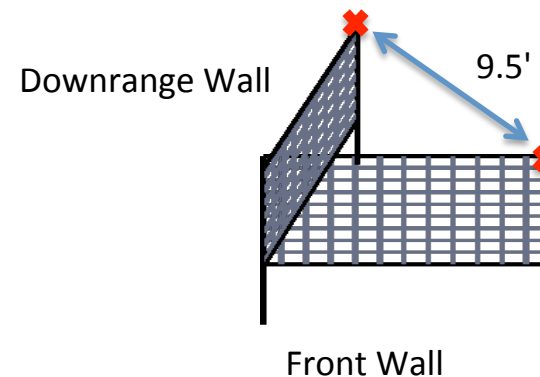
T4 is a left side Hard Cover. HC to the A zone line

Right side edge of shooting area, outside edge of 4' wall and inside edge of T6&7 should all line up. 8' off center line

The wall measurement distance is from the front fault line instead of the back line.

To set the angle on the down range wall once the front wall is set and square measure from the top right corner of the front wall to the top down range corner of the down range wall. Measurement should be 9.5 feet. The downrange wall and front walls are 8' long.

That will set your angle.



CM 19-04 HI Cost of Living

Written Stage Briefing

HI Cost of Living is a 14 round, 70-point, Comstock Medium Course. There are 7 USPSA targets. The best 2 hits per cardboard will score.

The handgun start position is standing inside shooting area, heels touching mark, wrists below belt with handgun loaded and holstered.

The PCC start position is standing inside shooting area, heels touching mark, holding loaded PCC with safety on, stock on belt, and muzzle pointing downrange.

On the audible start signal, engage targets as they become available from within the shooting area.



Stage 2

The Well Digger

SCORING: This is a 14 round, 70 point, Comstock course of fire.

TARGETS: 1 USPSA target, 4 USPSA Poppers, 6 USPSA Mini Poppers and 2 Colt Speed Steel.

SCORED HITS: Best 2 per USPSA, steel down = 1A

START-STOP: Audible - Last shot

PENALTIES: Per the current edition of the USPSA Rule Book.

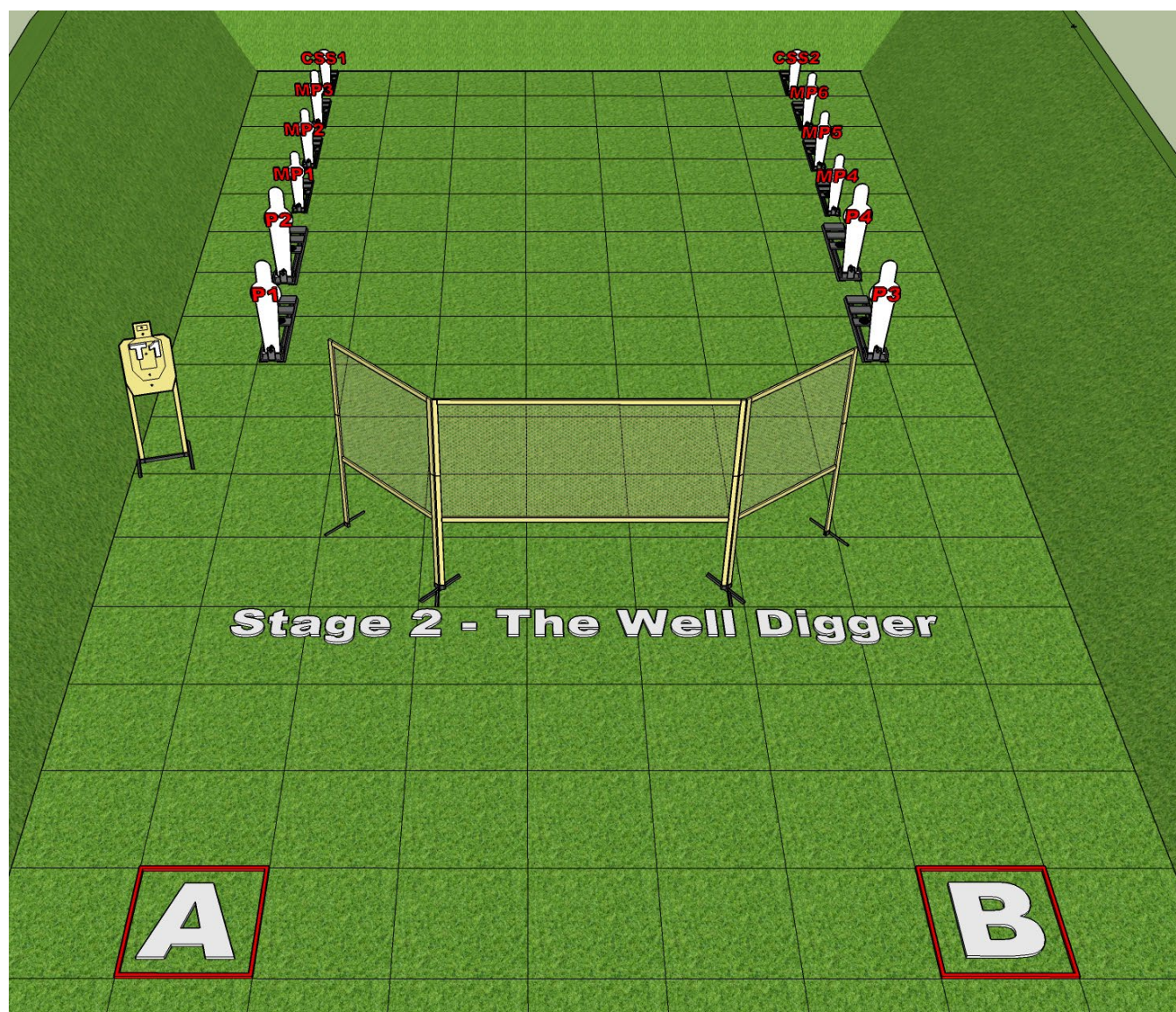
STARTING POSITION: Facing downrange, standing in either box. Handgun is loaded and holstered.

PCC is facing downrange standing in either box. PCC is loaded with safety on, held in both hands, stock touching belt and muzzle pointed downrange.

STAGE PROCEDURE: Upon start signal, engage targets from within the shooting area.

Are there any questions?

You have 5 minutes to walk the stage...good luck!



Stage 3

October Blazeek

SCORING: This is a 28 round, 140 point, Comstock course of fire.

TARGETS: 14 USPSA targets

SCORED HITS: Best 2 per USPSA

START-STOP: Audible - Last shot

PENALTIES: Per the current edition of the USPSA Rule Book.

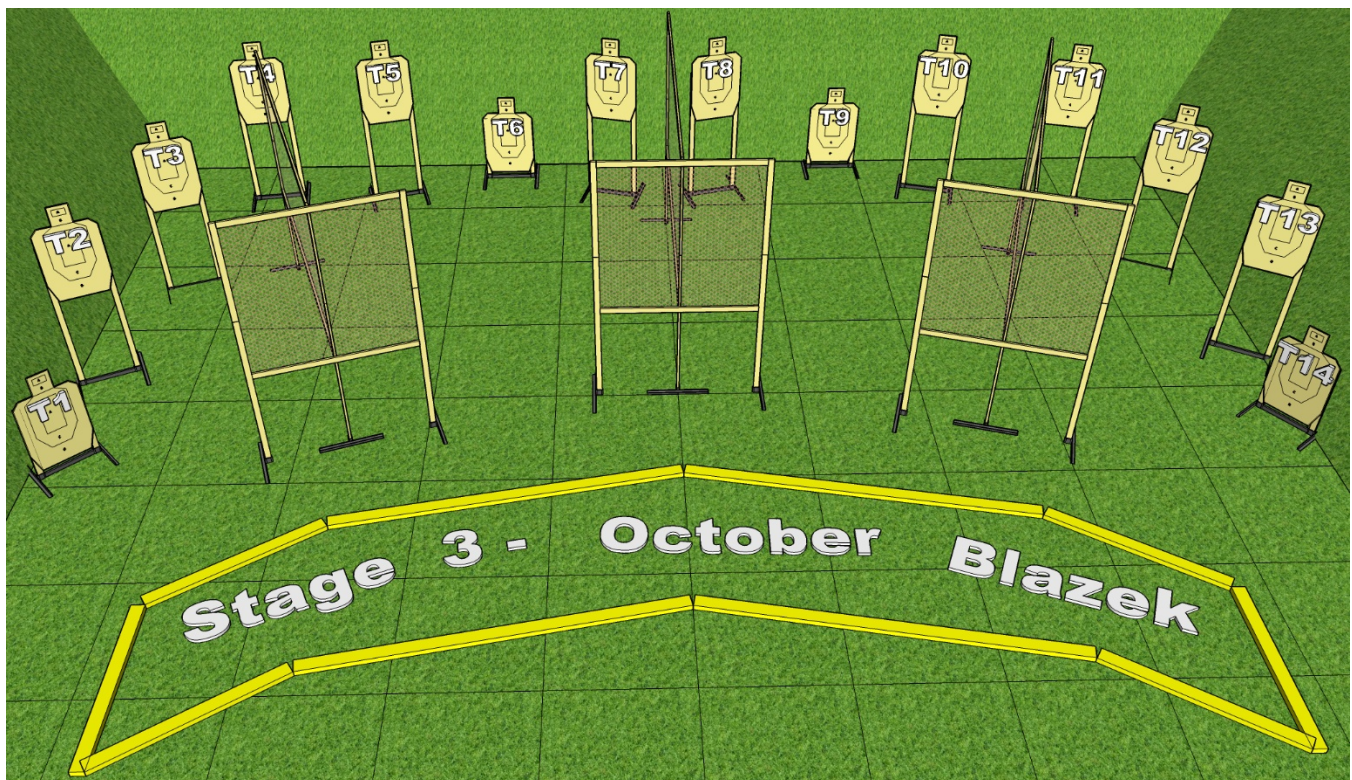
STARTING POSITION: Standing anywhere in the shooting area. Handgun is loaded and holstered.

PCC is facing downrange standing anywhere in the shooting area. PCC is loaded with safety on, held in both hands, stock touching belt and muzzle pointed downrange.

STAGE PROCEDURE: Upon start signal, engage targets from within the shooting area.

Are there any questions?

You have 5 minutes to walk the stage...good luck!



Stage 4 Whoo Says You Won't Retreat!

SCORING: This is a 28 round, 140 point, Comstock course of fire.

TARGETS: 14 USPSA targets

SCORED HITS: Best 2 per USPSA

START-STOP: Audible - Last shot


PENALTIES: Per the current edition of the USPSA Rule Book.

STARTING POSITION: Handgun or PCC with safety on is loaded and placed on the table with muzzle pointed downrange. Firearm may only extend over the front of the table. Shooter is facing downrange behind the table with wrists above shoulders.

STAGE PROCEDURE: Upon start signal, engage targets from within the shooting area.

Are there any questions?

You have 5 minutes to walk the stage...good luck!



Stage 5

21 Round Salute

SCORING: This is a 21 round, 105 point, Comstock course of fire.

TARGETS: 10 USPSA targets and 1 USPSA Popper

SCORED HITS: Best 2 per USPSA, steel down = 1A

START-STOP: Audible - Last shot

PENALTIES: Per the current edition of the USPSA Rule Book.

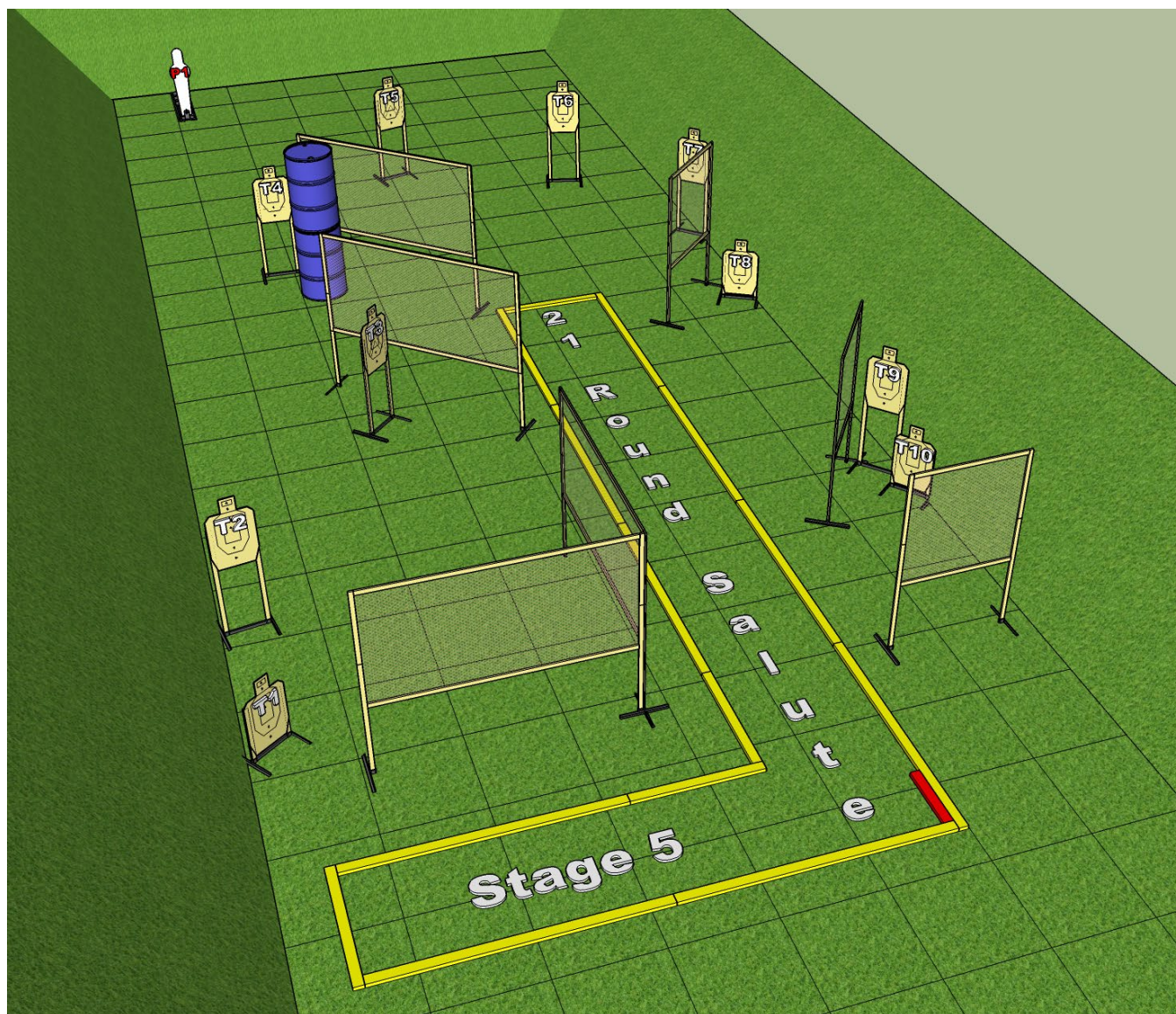
STARTING POSITION: Facing downrange, with feet touching Start Stick. Handgun is loaded and holstered.

PCC is facing downrange with feet touching Start Stick. PCC is loaded with safety on, held in both hands, stock touching belt and muzzle pointed downrange.

STAGE PROCEDURE: Upon start signal, engage targets from within the shooting area.

Are there any questions?

You have 5 minutes to walk the stage...good luck!



Stage 6

Give Me An 'H' For Homie

SCORING: This is a 28 round, 140 point, Comstock course of fire.

TARGETS: 12 USPSA targets and 4 USPSA Poppers.

SCORED HITS: Best 2 per USPSA, steel down = 1A

START-STOP: Audible - Last shot

PENALTIES: Per the current edition of the USPSA Rule Book.

STARTING POSITION: Facing downrange, with toes touching Start Stick (NOT part of shooting area!) and wrists below belt. Handgun is loaded and holstered.

PCC is facing downrange with toes touching Start Stick (NOT part of shooting area!). PCC is loaded with safety on, held in both hands, stock touching belt and muzzle pointed downrange.

STAGE PROCEDURE: Upon start signal, engage targets from within the shooting area.

Are there any questions?

You have 5 minutes to walk the stage...good luck!

