



CM 06-03

Can You Count

RULES: USPSA Handgun Competition Rules, current edition **COURSE DESIGNER:** Mark Ramsey and John Golson

START POSITION: Standing erect in Box A, arms hanging naturally at sides. Handgun is loaded and holstered as per ready condition in rule 8.1.1 and 8.1.2.

STAGE PROCEDURE

On signal, from Box A only:

String 1: Engage T1 with five rounds only. Perform a mandatory reload and engage T2 with five rounds only.

String 2: Engage T3 with five rounds only. Perform a mandatory reload and engage T4 with five rounds only.

Targets within a string may be engaged in any order without penalty

SCORING

SCORING: Virginia Count, 20 rounds, 100 points

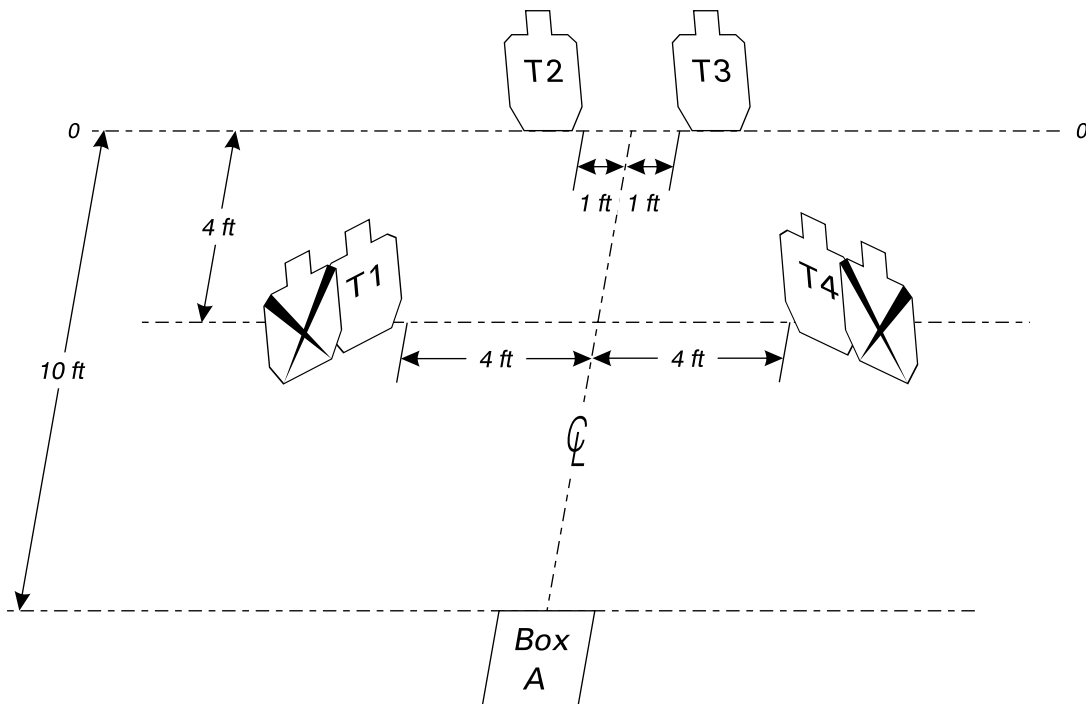
TARGETS: 4 Metric

SCORED HITS: Best 5/paper

START - STOP: Audible - Last shot

PENALTIES: Per current edition of USPSA Handgun Competition Rules

Failure to perform reload is per-shot-fired penalty.



SETUP NOTES: Set targets T1 and T4 to 4 feet high at shoulders and angled at 45 degrees from the center line. Set targets T2 and T3 to 5 feet at shoulders. Scoring lines of no-shoots overlay C-zone scoring lines



of targets. Bottom of no-shoot is even with bottom of target. Box A is 3 feet by 3 feet.

CM 06-03, Can You Count

Written Stage Briefing

Can You Count is a 20 round, 100 point Virginia count classifier course. There are 4 metric targets. The best 5 hits per paper will score. The start signal is audible.

The start position is standing in Box A, facing downrange, hands naturally at your side. Your handgun is loaded and holstered.

PCC start position is standing in Box A, facing downrange, stock on belt, muzzle downrange, loaded carbine held in both hands with safety on.

On the audible start signal from within the fault lines:

String 1: Engage T1 with 5 rounds only, perform a mandatory reload and engage T2 with 5 rounds only.

String 2: Engage T3 with 5 rounds only, perform a mandatory reload and engage T4 with 5 rounds only.





CM 06-03

Can You Count

TGT	A	B	C	D	M	
USE NUMBERS - NOT HASHMARKS						
T1	<input type="text"/>	<input type="text"/>	<input type="text"/>	<input type="text"/>	<input type="text"/>	5
T2	<input type="text"/>	<input type="text"/>	<input type="text"/>	<input type="text"/>	<input type="text"/>	5
T3	<input type="text"/>	<input type="text"/>	<input type="text"/>	<input type="text"/>	<input type="text"/>	5
T4	<input type="text"/>	<input type="text"/>	<input type="text"/>	<input type="text"/>	<input type="text"/>	5
TOTAL HITS	<input type="text"/>	<input type="text"/>	<input type="text"/>	<input type="text"/>	<input type="text"/>	20
MAJ	X5	X4	X4	X2	X-10	
MIN	X5	X3	X3	X1	X-10	

STATS ONLY + + + - =



MINUS PENALTIES OF
EQUALS TOTAL SCORE
DIVIDED BY TIME OF
HIT FACTOR =
(4 DECIMAL PLACES)

VIRGINIA COUNT PENALTIES

<input type="text"/>	PROCEDURAL (-10 EACH)
<input type="text"/>	NO-SHOOT HIT (-10 EACH)
<input type="text"/>	EXTRA SHOT (-10 EACH)
<input type="text"/>	EXTRA HIT (-10 EACH)

TIME
STRING 1
<input type="text"/>
STRING 2
<input type="text"/>
TOTAL TIME
<input type="text"/>

Shooter:

RO:

REMARKS

SHOOTER NUMBER	Open	Lim.	Lim. 10	Prod.	Rev.	Sing. St.	MAJOR	minor
<input type="text"/>	NAME _____ USPSA _____							

Stage 2

October Blazer

SCORING: This is a 32 round, 160 point, Comstock course of fire.

TARGETS: 16 USPSA targets

SCORED HITS: Best 2 per USPSA

START-STOP: Audible - Last shot

PENALTIES: Per the current edition of the USPSA Rule Book.

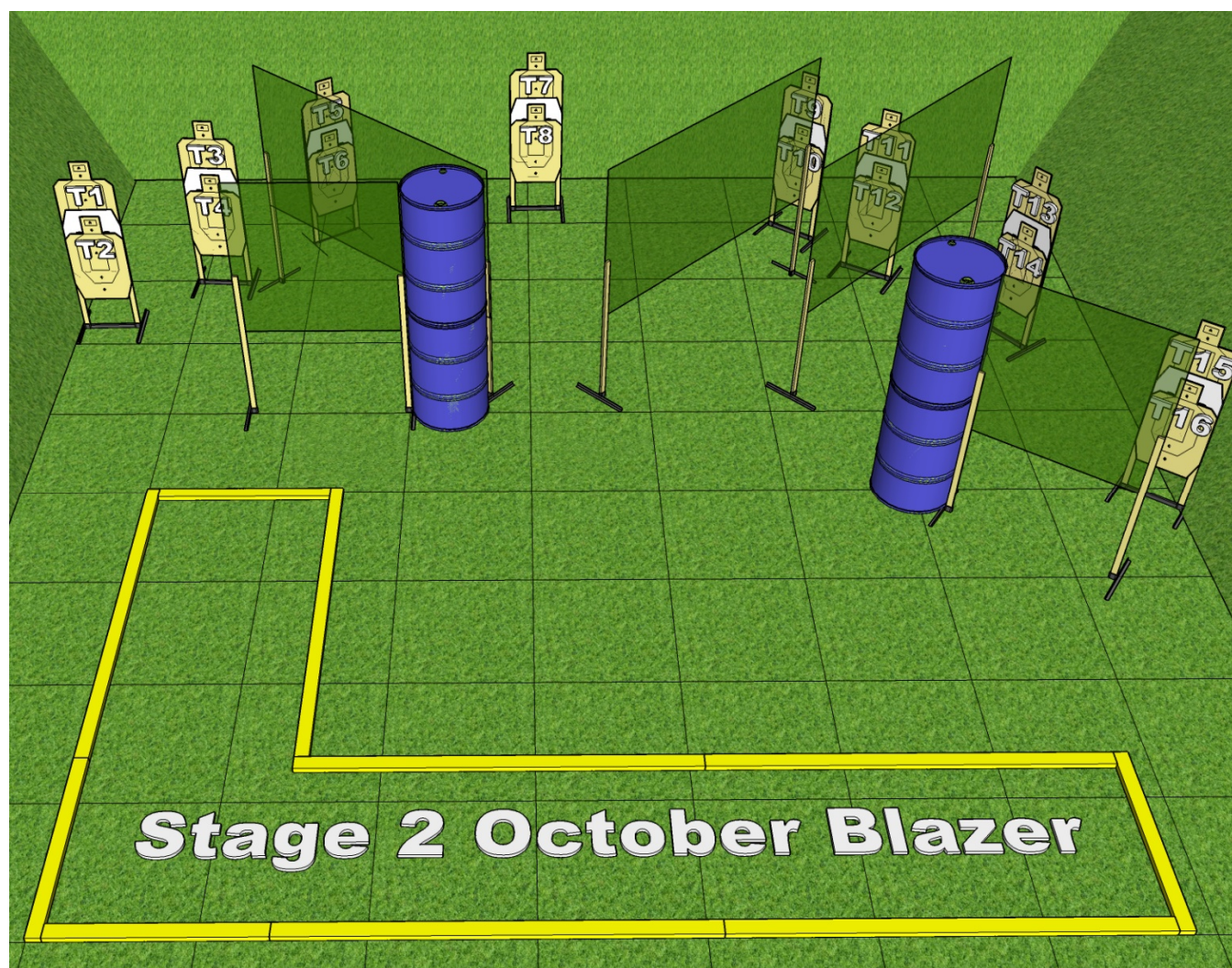
STARTING POSITION: Facing downrange standing anywhere in the shooting area. Handgun is unloaded and holstered.

PCC is facing downrange standing anywhere in the shooting area. PCC is unloaded, held in both hands, stock touching belt and muzzle pointed downrange.

STAGE PROCEDURE: Upon start signal, engage targets from within the shooting area.

Are there any questions?

You have 5 minutes to walk the stage...good luck!



Stage 3 If You Have To Go, Do It Fast

SCORING: This is a 20 round, 100 point, Comstock course of fire.

TARGETS: 9 USPSA targets, 2 USPSA Poppers

SCORED HITS: Best 2 per USPSA, steel down = 1A

START-STOP: Audible - Last shot

PENALTIES: Per the current edition of the USPSA Rule Book.

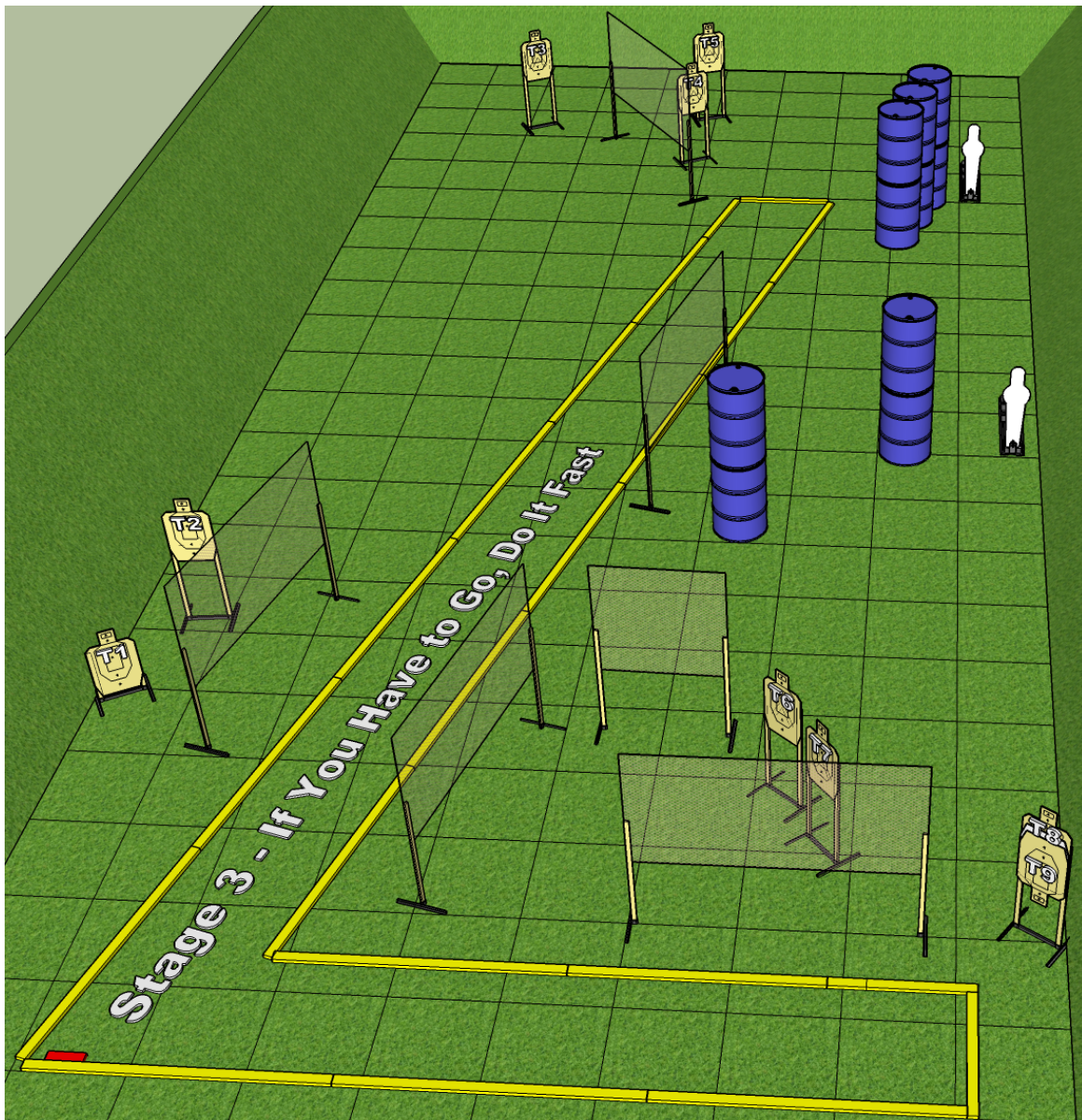
STARTING POSITION: Facing downrange, with feet touching Start Stick and wrists below belt. Handgun is loaded and holstered.

PCC is facing downrange with feet touching Start Stick. PCC is loaded, held in both hands, stock touching belt and muzzle pointed downrange.

STAGE PROCEDURE: Upon start signal, engage targets from within the shooting area.

Are there any questions?

You have 5 minutes to walk the stage...good luck!



Stage 4

Five & Dime

SCORING: This is a 30 round, 150 point, Comstock course of fire.

TARGETS: 10 USPSA targets, 5 USPSA Poppers and 5 Plates.

SCORED HITS: Best 2 per USPSA, steel down = 1A

START-STOP: Audible - Last shot

PENALTIES: Per the current edition of the USPSA Rule Book.

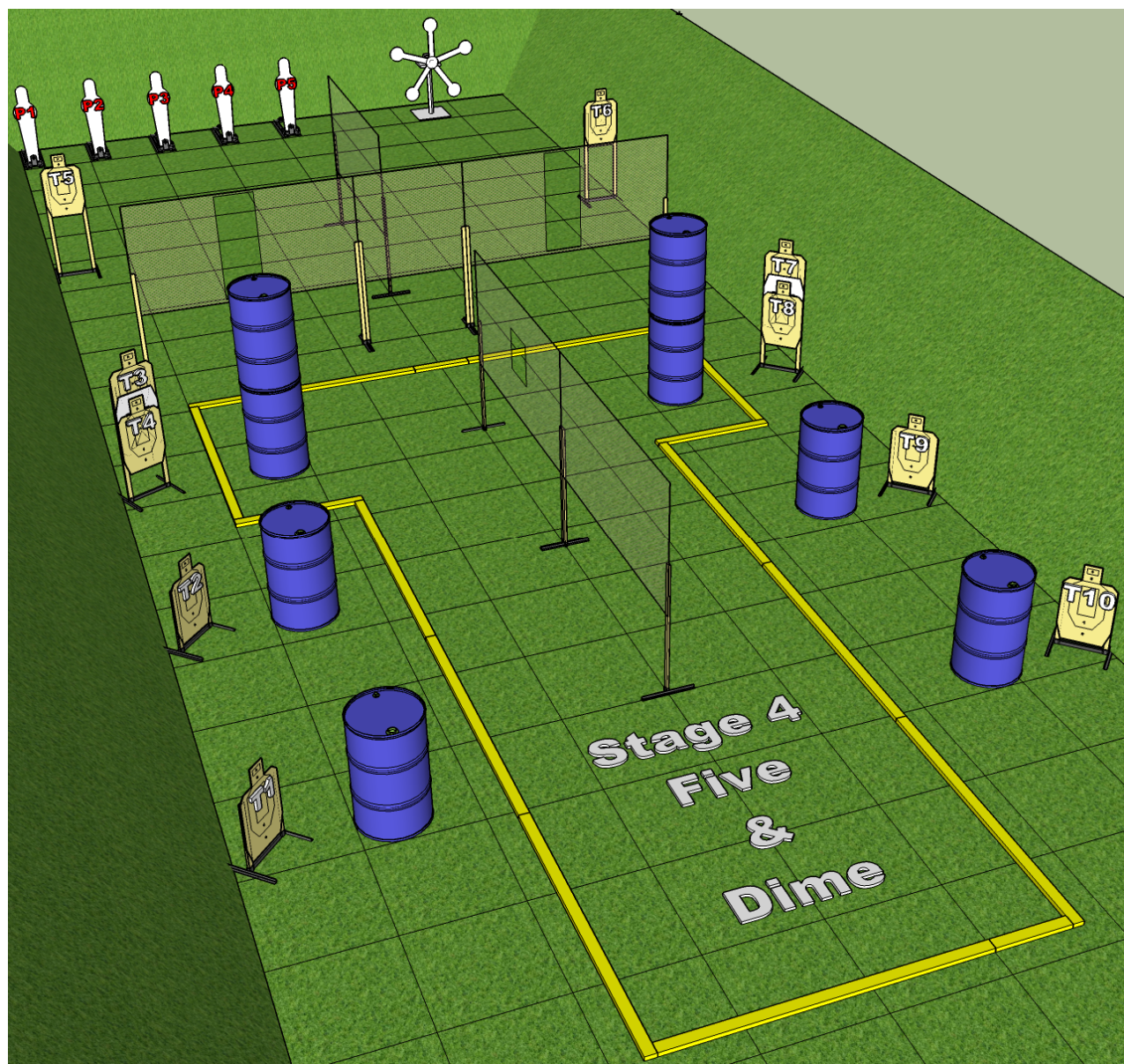
STARTING POSITION: Facing downrange, with strong hand touching the end of the wall and wrists below belt. Handgun is loaded and holstered.

PCC is facing downrange. PCC is loaded, held in both hands, stock touching belt and muzzle touching end of the wall.

STAGE PROCEDURE: Upon start signal, engage targets from within the shooting area.

Are there any questions?

You have 5 minutes to walk the stage...good luck!



Stage 5

Mini Poppers

SCORING: This is a 21 round, 105 point, Comstock course of fire.

TARGETS: 8 USPSA targets and 5 USPSA Mini Poppers.

SCORED HITS: Best 2 per USPSA, steel down = 1A

START-STOP: Audible - Last shot

PENALTIES: Per the current edition of the USPSA Rule Book.

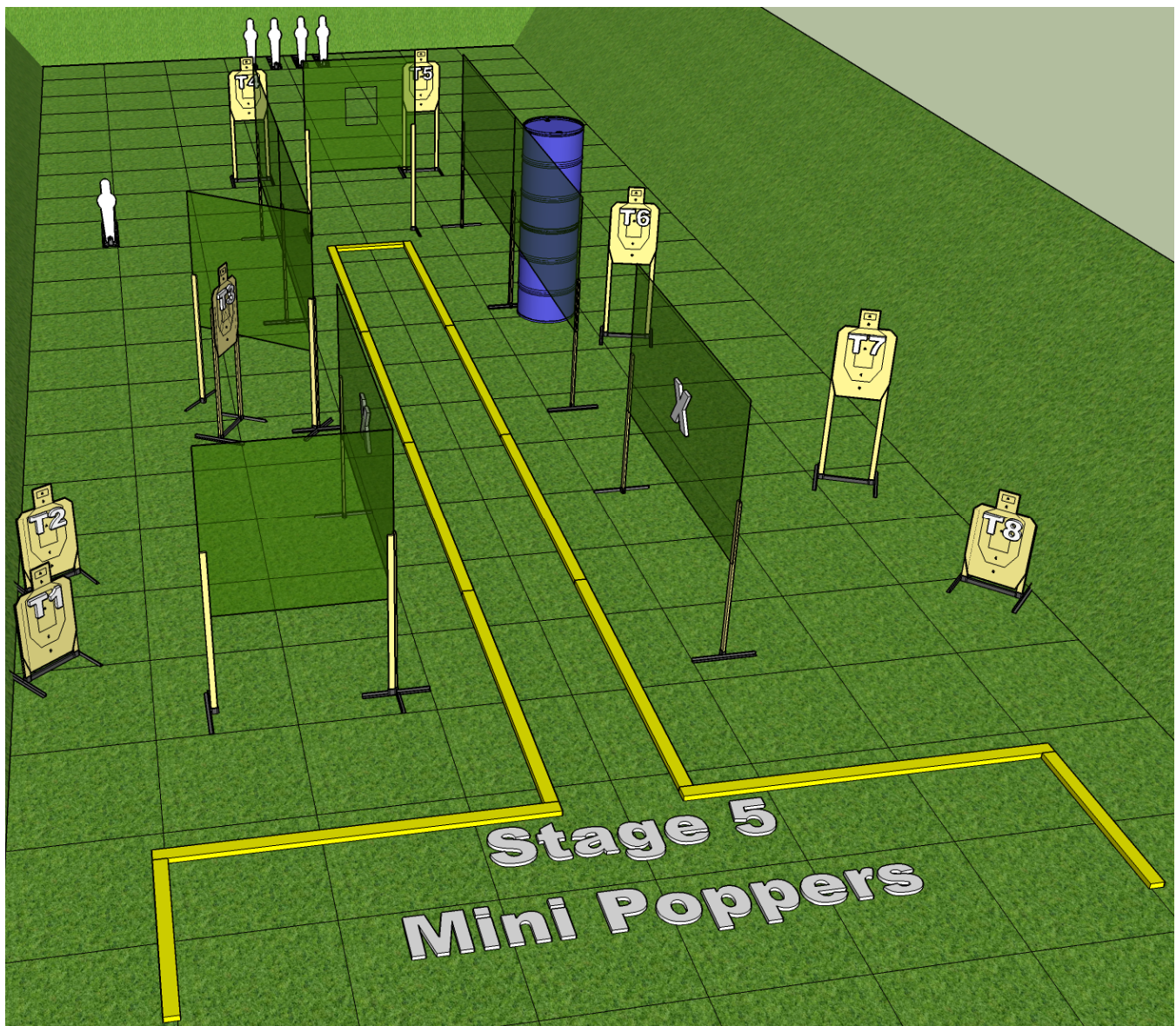
STARTING POSITION: Facing downrange, with strong hand touching either mark. Handgun is loaded and holstered.

PCC is facing downrange. PCC is loaded, held in both hands, stock touching belt and muzzle touching either mark.

STAGE PROCEDURE: Upon start signal, engage targets from within the shooting area.

Are there any questions?

You have 5 minutes to walk the stage...good luck!



Stage 6

Revolver Friendly

SCORING: This is a 30 round, 150 point, Comstock course of fire.

TARGETS: 15 USPSA targets

SCORED HITS: Best 2 per USPSA, steel down = 1A

START-STOP: Audible - Last shot

PENALTIES: Per the current edition of the USPSA Rule Book.

STARTING POSITION: Facing downrange, with toes touching Start Stick and wrists below belt. Handgun is loaded and holstered.

PCC is facing downrange with toes touching Start Stick. PCC is loaded, held in both hands, stock touching belt and muzzle pointed downrange.

STAGE PROCEDURE: Upon start signal, engage targets from within the shooting area.

Are there any questions?

You have 5 minutes to walk the stage...good luck!

