



CM 13-07

Double Deal 2

RULES: USPSA Handgun Competition Rules, Current Edition **COURSE DESIGNER:** Russell Cluver

START POSITION: Seated at table facing downrange holding playing cards with both hands and elbows on the table.
Loaded firearm is placed on X in center of table with the muzzle pointing down range.

STAGE PROCEDURE

Upon start signal, retrieve handgun and engage T1-T3 and Mini-poppers 1 and 2 from behind table and within the fault lines.

SCORING

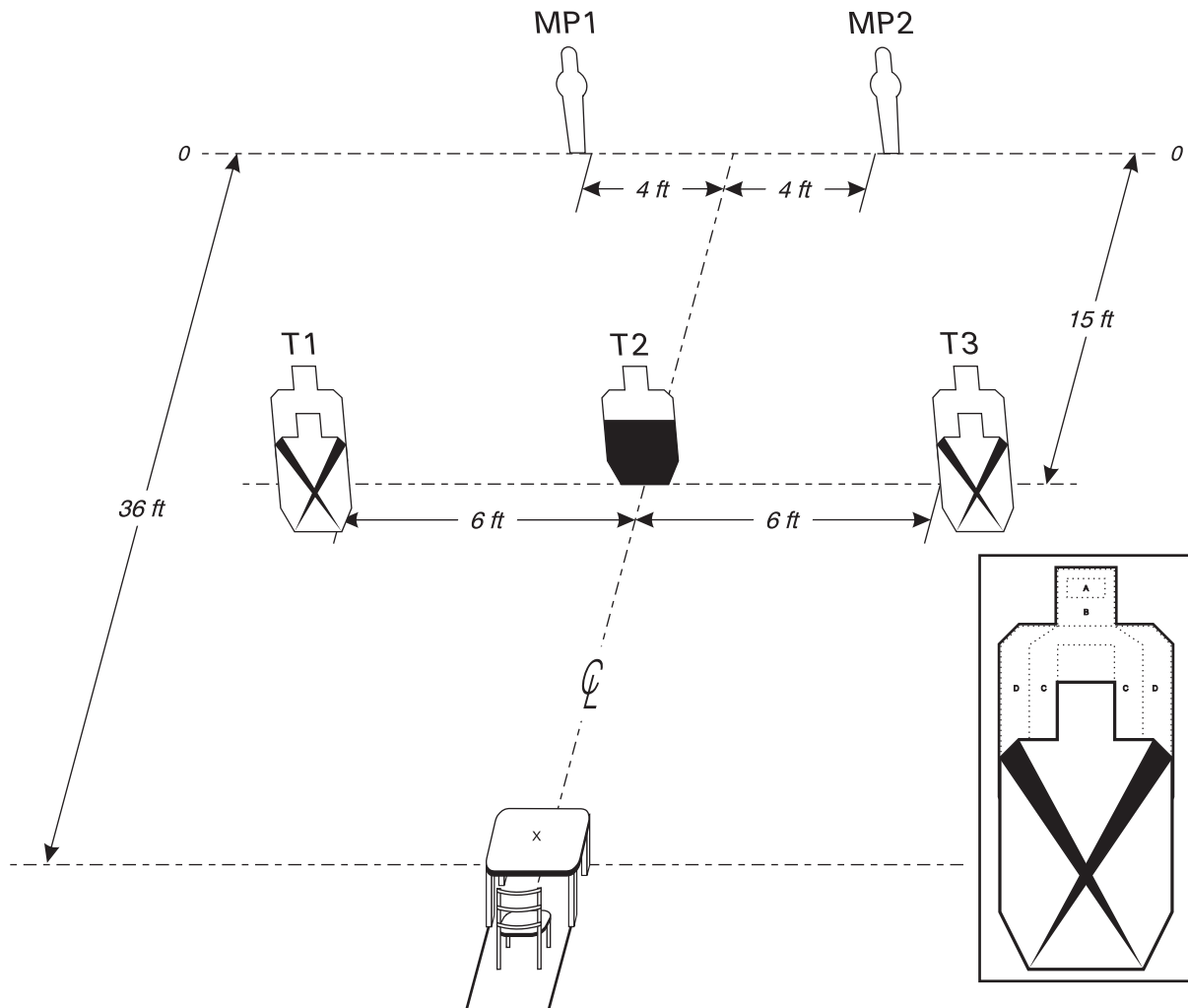
SCORING: Comstock, 8 rounds, 40 points

TARGETS: 3 Metric, 2 Mini-poppers

SCORED HITS: Best 2/paper, KD = 1A

START - STOP: Audible - Last Shot

PENALTIES: Per current edition of USPSA Handgun Competition Rules



SETUP NOTES: Set targets to five feet high at the shoulders. Set the top edge of the no-shoots five inches below the top perforation of the lower A zone. Hard cover on T2 covers half of lower A zone. Use a standard card table with an X in the exact center of the



table. The chair is centered behind the table with the front edge of the chair 12 inches behind the table. Stake the chair in place so it cannot be moved. Left and right fault lines are four feet long. Use a single upper B-zone panel for the "playing cards."

13-07 Double Deal 2

Stage Briefing

Double Deal 2 is an 8 round, 40-point Comstock Classifier course. There are 3 metric targets and 2 mini-poppers. The best 2 hits per target will score, steel must fall to score. The start signal is audible.

The start position is sitting at the table. You will be holding a set of playing cards using both hands, with your elbows resting on the table. Your gun will be loaded and on the table, muzzle downrange. The gun may not be propped up in any way. PCC: No change

On the start signal, engage targets while remaining within the fault lines.





CM 13-07

Double Deal 2

TGT	A	B	C	D	M	
USE NUMBERS - NOT HASHMARKS						
T1	<input type="text"/>	<input type="text"/>	<input type="text"/>	<input type="text"/>	<input type="text"/>	2
T2	<input type="text"/>	<input type="text"/>	<input type="text"/>	<input type="text"/>	<input type="text"/>	2
T3	<input type="text"/>	<input type="text"/>	<input type="text"/>	<input type="text"/>	<input type="text"/>	2
STL	<input type="text"/>				<input type="text"/>	2
TOTAL HITS	<input type="text"/>	<input type="text"/>	<input type="text"/>	<input type="text"/>	<input type="text"/>	8
MAJ	X5	X4	X4	X2	X-10	
MIN	X5	X3	X3	X1	X-10	

STATS ONLY + + + - =



MINUS PENALTIES OF
EQUALS TOTAL SCORE
DIVIDED BY TIME OF
HIT FACTOR =
(4 DECIMAL PLACES)

COMSTOCK PENALTIES

PROCEDURAL (-10 EACH)

NO-SHOOT HIT (-10 EACH)

TIME

TOTAL TIME

Shooter:

RO:

REMARKS

SHOOTER NUMBER	Open	Lim.	Lim. 10	Prod.	Rev.	Sing. St.	MAJOR	minor
<input type="text"/>	NAME _____ USPSA _____							

Stage 2

Virginia's Blazer

RULES: Practical Shooting Handbook, Latest Edition **COURSE DESIGNER:** Bretton Rebol

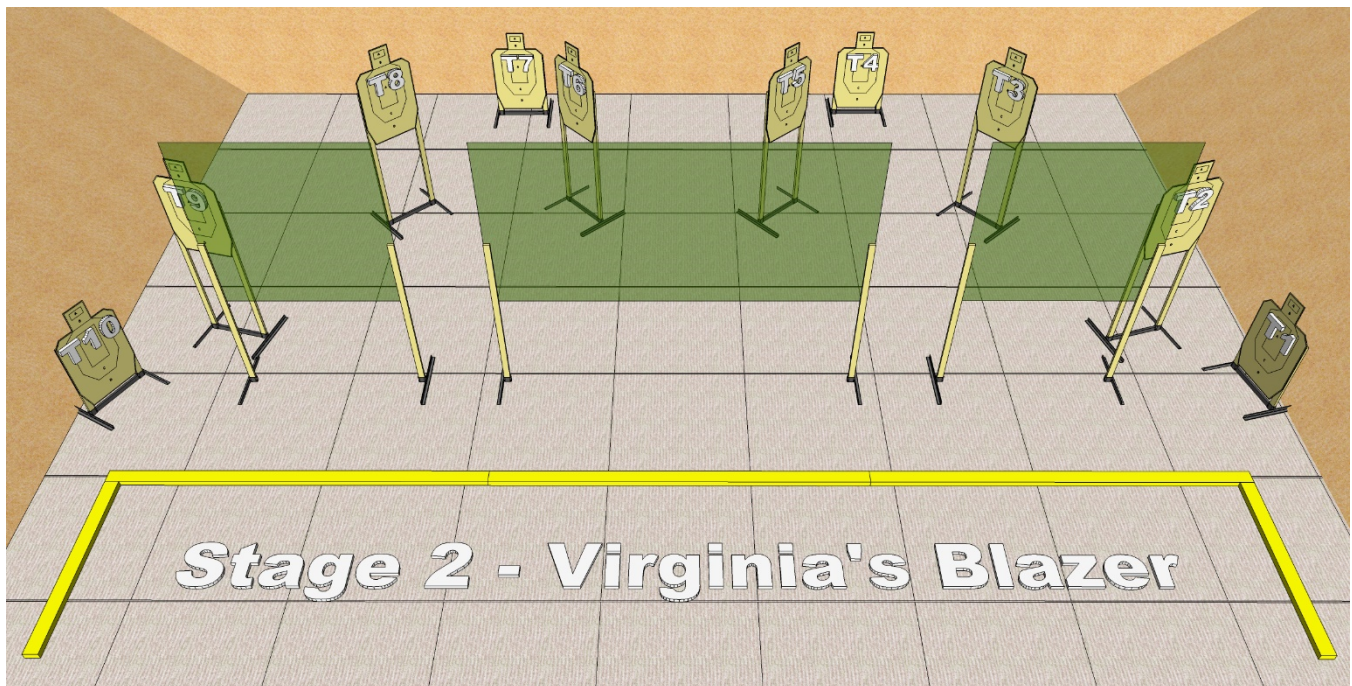
START POSITION: Standing anywhere in the shooting area. Handgun is loaded and holstered as per ready condition in rule 8.1.
PCC is loaded, held in both hands and shouldered with muzzle pointed in a safe direction.

STAGE PROCEDURE

At audible start signal, engage T1-T10 with three (3) rounds each from within the shooting area.
All walls extend vertically to infinity.

SCORING

SCORING: Virginia count, 30 rounds, 150 points
TARGETS: 10 Metric
SCORED HITS: Best 3 per Metric
START-STOP: Audible - Last shot
PENALTIES: Procedural. -10
Extra shot. -10
Extra hit. -10
Miss. -10



SETUP NOTES: Walls are set 3' from shooting area.
Short targets (T1, T4, T7 & T10) are set against the berm.
Targets T3, T5, T6 & T8 are set 6' back from walls and 6' in front of the back berm. T2 & T9 are canted so that they cannot be engaged except from the respective end.

RO NOTES: Watch for foot faults and shots through the walls.

Stage 2

Virginia's Blazer

TGT A C D M
USE NUMBERS - NOT HASH MARKS

T1					2
T2					2
T3					2
T4					2
T5					2
T6					2
T7					2
T8					2
T9					2
T10					2

TOTAL HITS **28**

MAJ X5 X4 X2 X-10
MIN X5 X3 X1 X-10

STATS ONLY =

MINUS PENALTIES OF
EQUALS TOTAL SCORE

DIVIDED BY TIME OF

HIT FACTOR =
(3 DECIMAL PLACES)

VIRGINIA COUNT PENALTIES

- ☐ PROCEDURAL (-10 EACH)
- ☐ NO-SHOOT HIT (-10 EACH)
- ☐ EXTRA SHOT (-10 EACH)
- ☐ EXTRA HIT (-10 EACH)

TIME

TOTAL TIME

.

SHOOTER NUMBER

Open Limited L-10 SS Prod Carry Optics PCC Revolver

MAJOR minor

NAME _____ USPSA # _____

Stage 3

Give me an O

RULES: Practical Shooting Handbook, Latest Edition **COURSE DESIGNER:** Bretton Rebol

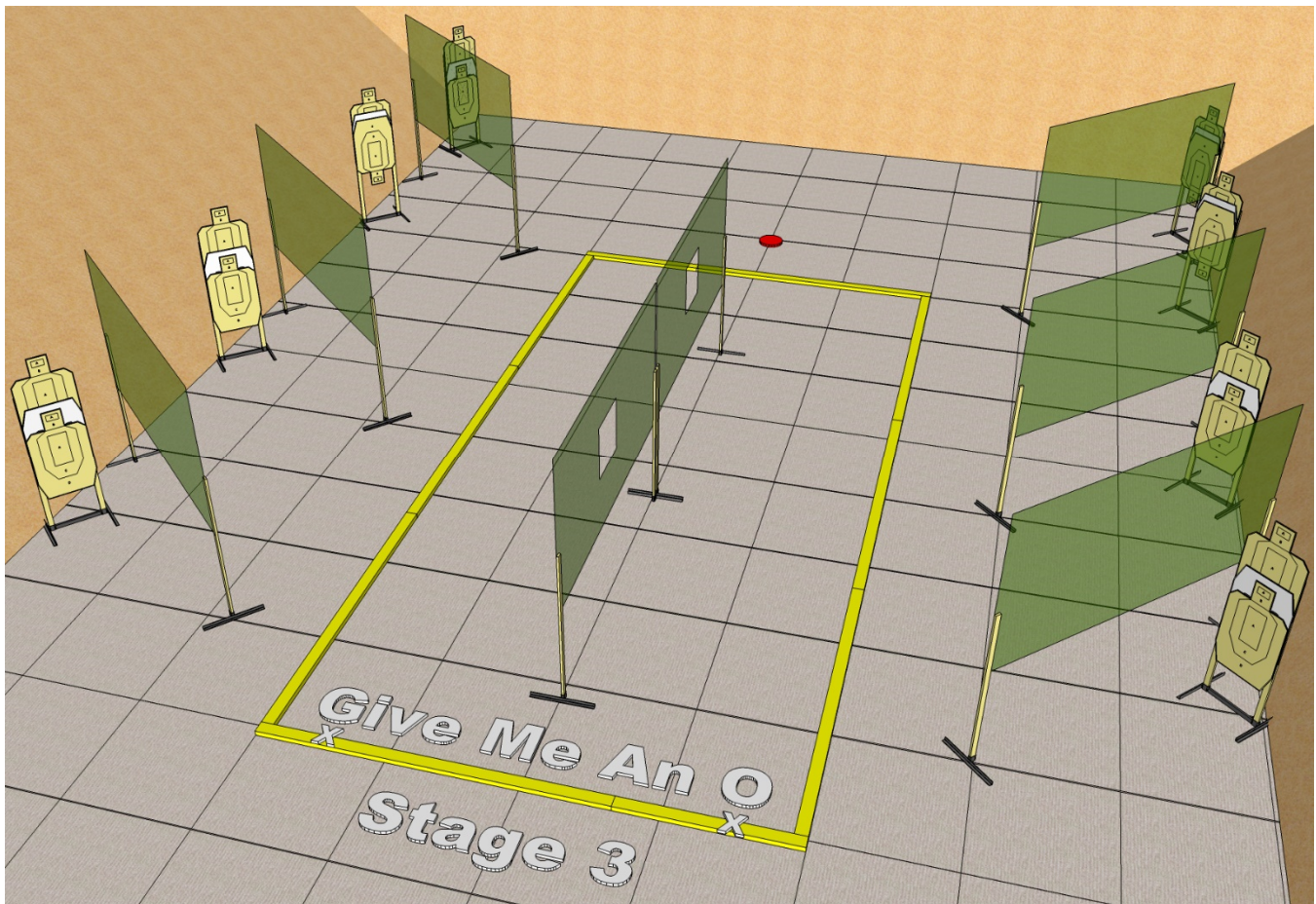
START POSITION: Standing with feet touching Fault Line centered on either mark. Handgun is loaded and holstered as per ready condition in rule 8.1.
PCC is unloaded, held in both hands and shouldered with muzzle pointed at cone.

STAGE PROCEDURE

On signal, engage T1-T16 with two (2) rounds each from within the shooting area.
All walls extend vertically to infinity.

SCORING

SCORING: Comstock, 32 rounds, 160 points
TARGETS: 16 Metric
SCORED HITS: Best 2 per Metric
START-STOP: Audible - Last shot
PENALTIES: Procedural. -10
No-shoot hit. -10
Miss. -10



SETUP NOTES: Leave 75% of lower A zone exposed on top targets. Make sure that targets are set back next to berm and covered by the wall to prevent 180 breaks.

RO NOTES: Watch for Foot Faults and shots through walls.

Stage 3

Give me an O

TGT A C D M
USE NUMBERS - NOT HASH MARKS

T1					2
T2					2
T3					2
T4					2
T5					2
T6					2
T7					2
T8					2
T9					2
T10					2
T11					2
T12					2
T13					2
T14					2

TOTAL HITS **32**

MAJ X5 X4 X2 X-10
MIN X5 X3 X1 X-10

STATS ONLY =

MINUS PENALTIES OF
EQUALS TOTAL SCORE
DIVIDED BY TIME OF
HIT FACTOR =
(3 DECIMAL PLACES)

A C D M

T15					2
T16					2

COMSTOCK PENALTIES
☐ PROCEDURAL (-10 EACH)
☐ NO-SHOOT HIT (-10 EACH)

TIME

TOTAL TIME

SHOOTER NUMBER

Open Limited L-10 SS Prod Carry Optics PCC Revolver

MAJOR minor

NAME _____ USPSA # _____

Stage 4

Give me a T

RULES: Practical Shooting Handbook, Latest Edition **COURSE DESIGNER:** Bretton Rebol


START POSITION: Standing with feet touching the Fault Line centered on the mark. Handgun is loaded and holstered as per ready condition in rule 8.1.
PCC is loaded, safety on, held in both hands with muzzle pointed safely downrange.

STAGE PROCEDURE

On signal, engage T1-T11 with two (2) rounds each from within the shooting area.
All walls extend vertically to infinity.

SCORING

SCORING: Comstock, 22 rounds, 110 points
TARGETS: 11 Metric
SCORED HITS: Best 2 per Metric
START-STOP: Audible - Last shot
PENALTIES: Procedural. -10
Miss. -10



SETUP NOTES: Use the 3' grid as your guide. Make sure that targets T1, T2, T10 & T11 are behind the walls at the 180.

RO NOTES: Watch for Foot Faults and shots through walls.

TGT A C D M
USE NUMBERS - NOT HASH MARKS

T1	<input type="text"/>	<input type="text"/>	<input type="text"/>	<input type="text"/>	2
T2	<input type="text"/>	<input type="text"/>	<input type="text"/>	<input type="text"/>	2
T3	<input type="text"/>	<input type="text"/>	<input type="text"/>	<input type="text"/>	2
T4	<input type="text"/>	<input type="text"/>	<input type="text"/>	<input type="text"/>	2
T5	<input type="text"/>	<input type="text"/>	<input type="text"/>	<input type="text"/>	2
T6	<input type="text"/>	<input type="text"/>	<input type="text"/>	<input type="text"/>	2
T7	<input type="text"/>	<input type="text"/>	<input type="text"/>	<input type="text"/>	2
T8	<input type="text"/>	<input type="text"/>	<input type="text"/>	<input type="text"/>	2
T9	<input type="text"/>	<input type="text"/>	<input type="text"/>	<input type="text"/>	2
T10	<input type="text"/>	<input type="text"/>	<input type="text"/>	<input type="text"/>	2
T11	<input type="text"/>	<input type="text"/>	<input type="text"/>	<input type="text"/>	2

TOTAL HITS	<input type="text"/>	<input type="text"/>	<input type="text"/>	<input type="text"/>	22
MAJ	X5	X4	X2	X-10	
MIN	X5	X3	X1	X-10	

COMSTOCK PENALTIES

- PROCEDURAL (-10 EACH)
- NO-SHOOT HIT (-10 EACH)

TIME

STATS ONLY =

MINUS PENALTIES OF

EQUALS TOTAL SCORE

DIVIDED BY TIME OF

HIT FACTOR =

(3 DECIMAL PLACES)

TOTAL TIME

SHOOTER
NUMBER

Open Limited L-10 SS Prod Carry Optics PCC Revolver

MAJOR minor

NAME _____ USPSA # _____

Stage 5

Give me an I

RULES: Practical Shooting Handbook, Latest Edition **COURSE DESIGNER:** Bretton Rebol

START POSITION: Standing with feet on opposite sides of either mark. Handgun is loaded and holstered as per ready condition in rule 8.1.

PCC is loaded, held in both hands with safety on and muzzle pointed downrange in a safe direction.

STAGE PROCEDURE

On signal, engage T1-T13 with two (2) rounds each from within the shooting area.

All walls extend vertically to infinity.

SCORING

SCORING: Comstock, 26 rounds, 130 points

TARGETS: 13 Metric

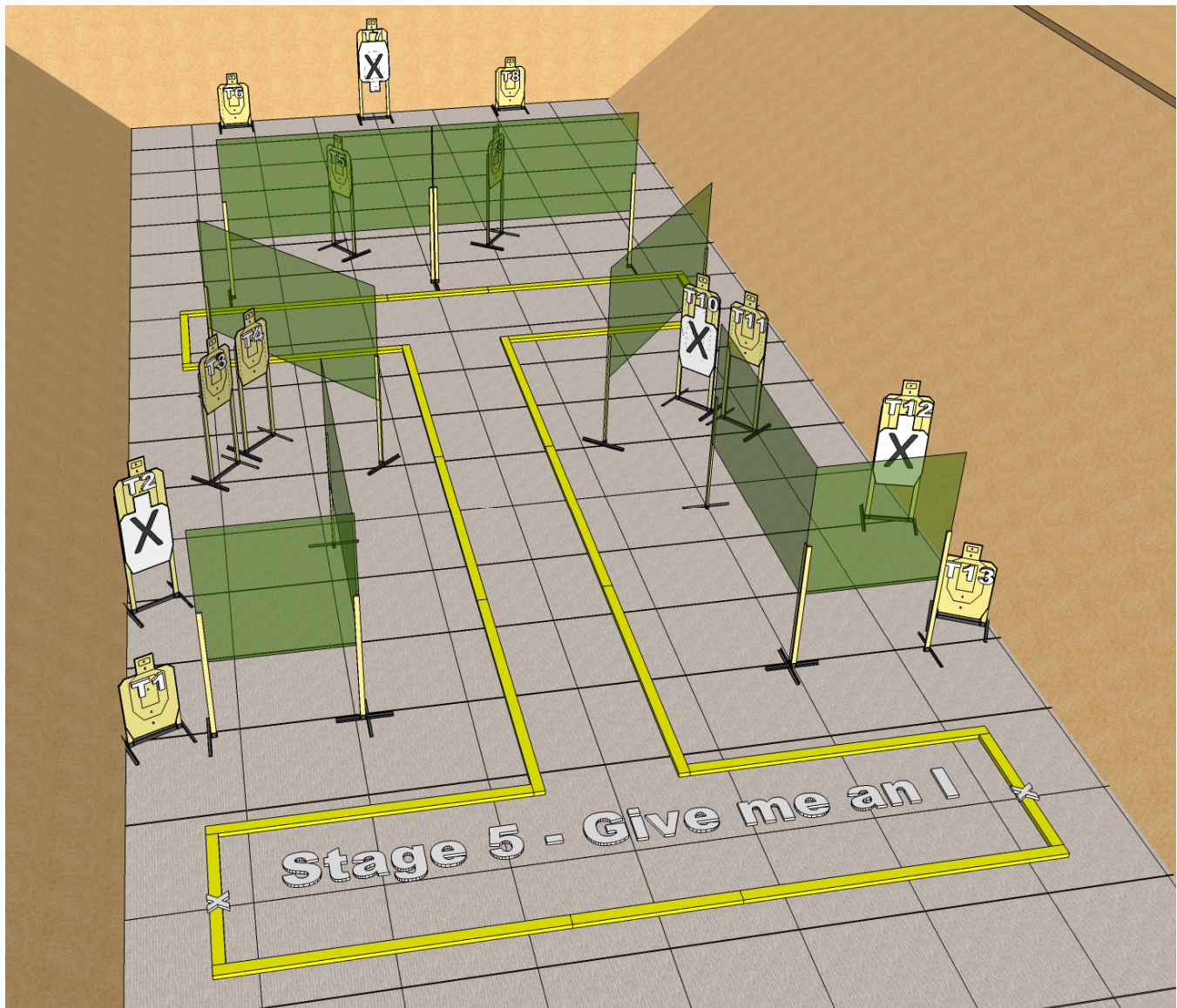
SCORED HITS: Best 2 per Metric

START-STOP: Audible - Last shot

PENALTIES: Procedural. -10

No-shoot hit. -10

Miss. -10



SETUP NOTES: Use the 3' grid and watch for shoot throughs!

RO NOTES: Watch for Foot Faults and the 180.

TGT A C D M
USE NUMBERS - NOT HASH MARKS

T1	<input type="text"/>	<input type="text"/>	<input type="text"/>	<input type="text"/>	2
T2	<input type="text"/>	<input type="text"/>	<input type="text"/>	<input type="text"/>	2
T3	<input type="text"/>	<input type="text"/>	<input type="text"/>	<input type="text"/>	2
T4	<input type="text"/>	<input type="text"/>	<input type="text"/>	<input type="text"/>	2
T5	<input type="text"/>	<input type="text"/>	<input type="text"/>	<input type="text"/>	2
T6	<input type="text"/>	<input type="text"/>	<input type="text"/>	<input type="text"/>	2
T7	<input type="text"/>	<input type="text"/>	<input type="text"/>	<input type="text"/>	2
T8	<input type="text"/>	<input type="text"/>	<input type="text"/>	<input type="text"/>	2
T9	<input type="text"/>	<input type="text"/>	<input type="text"/>	<input type="text"/>	2
T10	<input type="text"/>	<input type="text"/>	<input type="text"/>	<input type="text"/>	2
T11	<input type="text"/>	<input type="text"/>	<input type="text"/>	<input type="text"/>	2
T12	<input type="text"/>	<input type="text"/>	<input type="text"/>	<input type="text"/>	2
T13	<input type="text"/>	<input type="text"/>	<input type="text"/>	<input type="text"/>	2

TOTAL HITS	<input type="text"/>	<input type="text"/>	<input type="text"/>	<input type="text"/>	26
MAJ	X5	X4	X2	X-10	
MIN	X5	X3	X1	X-10	

STATS ONLY =

MINUS PENALTIES OF
EQUALS TOTAL SCORE
DIVIDED BY TIME OF
HIT FACTOR =
(3 DECIMAL PLACES)

COMSTOCK PENALTIES

PROCEDURAL (-10 EACH)

NO-SHOOT HIT (-10 EACH)

TIME

TOTAL TIME

SHOOTER
NUMBER

Open Limited L-10 SS Prod Carry Optics PCC Revolver

MAJOR minor

NAME _____ USPSA # _____

Stage 6

Give me a S

RULES: Practical Shooting Handbook, Latest Edition **COURSE DESIGNER:** Bretton Rebol

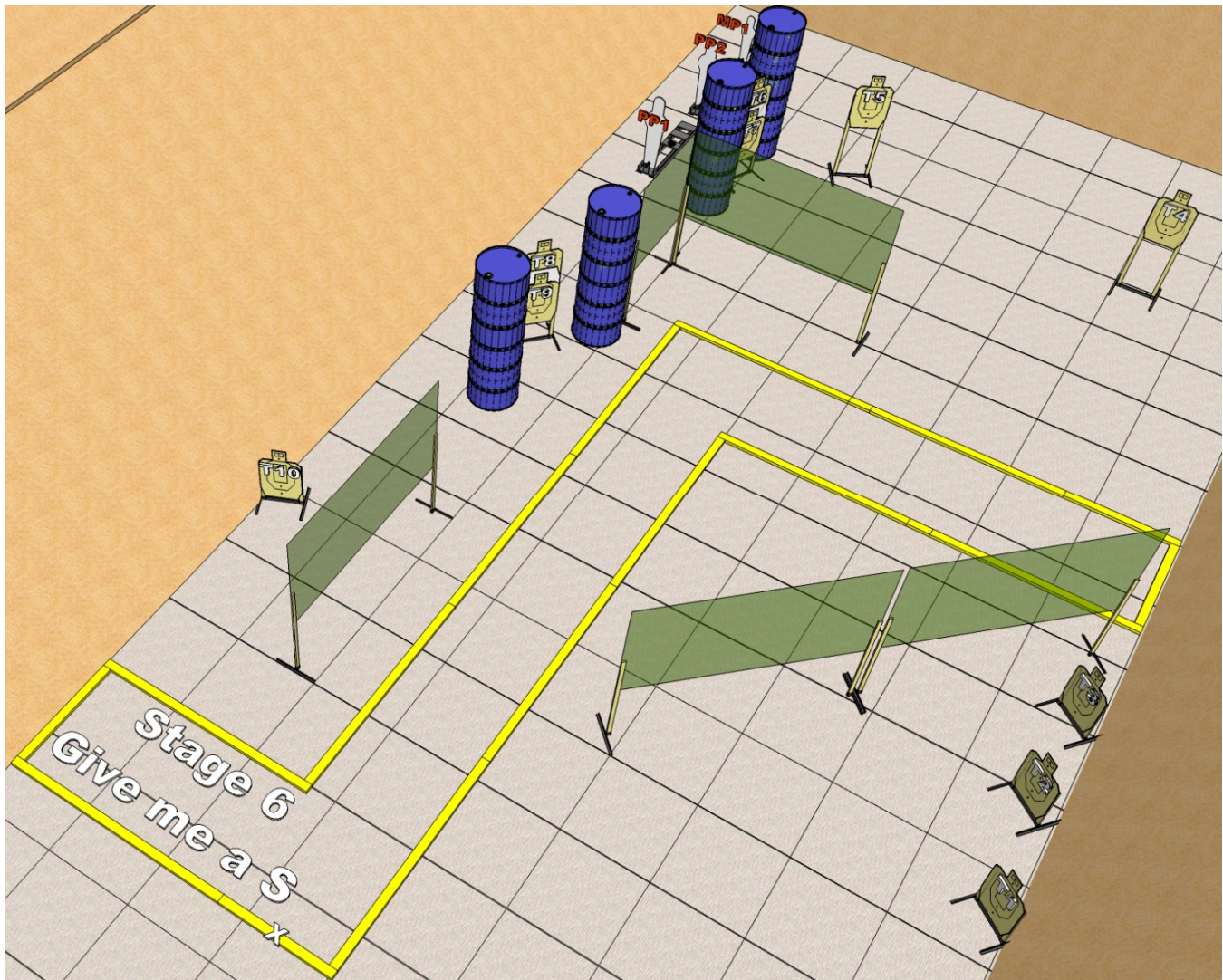
START POSITION: Standing with feet on opposite sides of mark. Handgun is loaded and holstered as per ready condition in rule 8.1.
PCC is loaded with butt on belt, held in both hands with safety on and muzzle pointed downrange in a safe direction.

STAGE PROCEDURE

On signal, engage T1-T10 with two (2) rounds each and knock down PP1, PP2 & MP1.
All walls extend vertically to infinity.

SCORING

SCORING: Comstock, 23 rounds, 115 points
TARGETS: 10 Metric, 2 PP, 1 MP
SCORED HITS: Best 2 per Metric, steel down = 1A
START-STOP: Audible - Last shot
PENALTIES: Procedural. -10
No-shoot hit. -10
Miss. -10



SETUP NOTES: Use the 3' grid as a guide. Line up PP1, PP2 & hide MP1 behind them. Use the barrels to protect the T5 & T4 from splatter and to hide the poppers from the front right shooting area. Set T10 so it is just visible from the start position.

RO NOTES: Watch for Foot Faults and 180 on T8 & T9.

Stage 6

Give me a S

TGT A C D M
USE NUMBERS - NOT HASH MARKS

T1	<input type="text"/>	<input type="text"/>	<input type="text"/>	<input type="text"/>	2
T2	<input type="text"/>	<input type="text"/>	<input type="text"/>	<input type="text"/>	2
T3	<input type="text"/>	<input type="text"/>	<input type="text"/>	<input type="text"/>	2
T4	<input type="text"/>	<input type="text"/>	<input type="text"/>	<input type="text"/>	2
T5	<input type="text"/>	<input type="text"/>	<input type="text"/>	<input type="text"/>	2
T6	<input type="text"/>	<input type="text"/>	<input type="text"/>	<input type="text"/>	2
T7	<input type="text"/>	<input type="text"/>	<input type="text"/>	<input type="text"/>	2
T8	<input type="text"/>	<input type="text"/>	<input type="text"/>	<input type="text"/>	2
T9	<input type="text"/>	<input type="text"/>	<input type="text"/>	<input type="text"/>	2
T10	<input type="text"/>	<input type="text"/>	<input type="text"/>	<input type="text"/>	2
STL	<input type="text"/>	<input type="text"/>	<input type="text"/>	<input type="text"/>	3

TOTAL HITS **23**

MAJ X5 X4 X2 X-10
MIN X5 X3 X1 X-10

STATS ONLY =

MINUS PENALTIES OF
EQUALS TOTAL SCORE
DIVIDED BY TIME OF
HIT FACTOR =
(3 DECIMAL PLACES)

COMSTOCK PENALTIES

PROCEDURAL (-10 EACH)

NO-SHOOT HIT (-10 EACH)

TIME

TOTAL TIME

SHOOTER
NUMBER

Open Limited L-10 SS Prod Carry Optics PCC Revolver

MAJOR minor

NAME _____ USPSA # _____