

Stage 1 – Bay 1

Mag Change Masochist

RULES: Practical Shooting Handbook, Latest Edition **COURSE DESIGNER:** Bretton Rebol


START POSITION: Standing behind barrel with wrists above respective shoulders. Gun is loaded and placed on barrel with trigger guard over the mark pointed downrange. All magazines/speed loaders must be placed on any of the barrels.

STAGE PROCEDURE

On start signal, engage T1-T18 with two (2) rounds each.
All magazines/speed loaders must come from any of the barrels.
All walls extend vertically to infinity.

SCORING

SCORING: Comstock, 36 rounds, 180 points
TARGETS: 18 IPSC
SCORED HITS: Best 2 per IPSC
START-STOP: Audible - Last shot
PENALTIES: Procedural. -10
No-shoot hit. -10
Miss. -10



SETUP NOTES: Ensure that only two of the three target arrays (T4-T13) may be engaged from any position at the center of the shooting area.

RO NOTES: Watch for Foot Faults and 180° violations.

Stage 2 – Bay 2

Snowflake Barrage

RULES: Practical Shooting Handbook, Latest Edition **COURSE DESIGNER:** Bretton Rebol


START POSITION: Standing in any box. Handgun is loaded and holstered as per ready condition in rule 8.1.
PCC: butt on belt with muzzle pointed at cone.

STAGE PROCEDURE

On start signal, engage any one array. Move to another box and engage a different array. Then move to the final box and engage the remaining array.
Arrays and boxes may be chosen in ANY order.
P1-P4 must be hit with two rounds. USP1 & USP2 must fall to score. The mini-popper plate rack must be hit with one round each.

SCORING

SCORING: Comstock, 15 rounds, 75 points
TARGETS: 2 USP, 5 mini-poppers, 4 plates
SCORED HITS: steel down/2 hits on plates = 1A
START-STOP: Audible - Last shot
PENALTIES: Procedural. -10
Miss. -10



SETUP NOTES: Set steel at the distances shown.

RO NOTES: Watch for Foot Faults.
Second RO to watch for hits on steel.

Stage 3 – Bay 3

Greg's Revenge

RULES: Practical Shooting Handbook, Latest Edition **COURSE DESIGNER:** Greg Platt

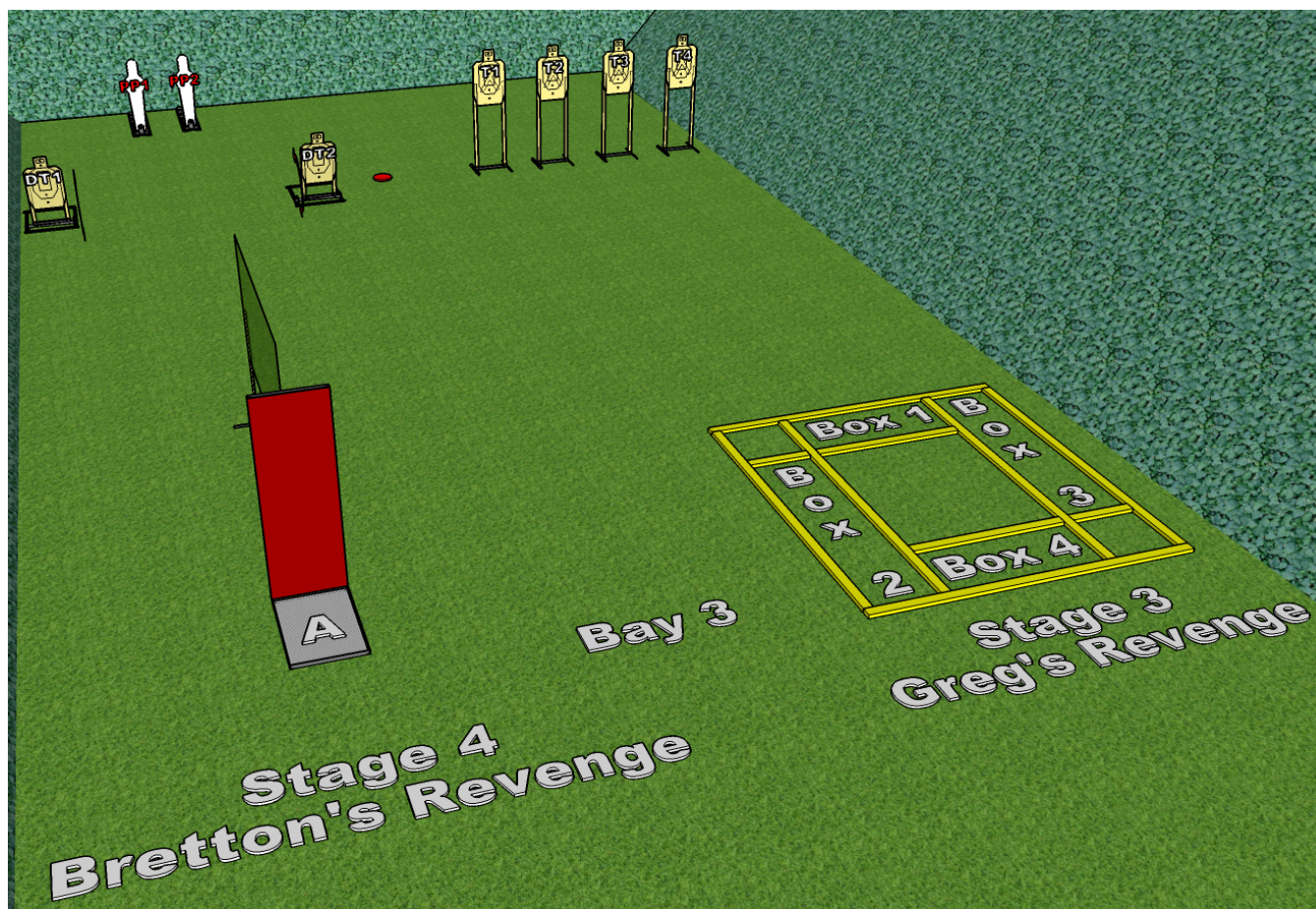
START POSITION: Standing in any box. Handgun is loaded and holstered as per ready condition in rule 8.1.
PCC: butt on belt with muzzle pointed at cone.

STAGE PROCEDURE

On start signal, engage T1-T4 with one (1) round each.
Repeat for remaining three boxes. Boxes may be used in any order.
No stacking of shots.

SCORING

SCORING: Virginia count, 16 rounds, 80 points
TARGETS: 4 IPSC
SCORED HITS: Best 4 per IPSC
START-STOP: Audible - Last shot
PENALTIES: Procedural. -10
Extra shot. -10
Extra hit. -10
Miss. -10



SETUP NOTES: Keep paper targets at least 3 yards in front of steel.

RO NOTES: Watch for Foot Faults.

Stage 4 – Bay 3

Bretton's Revenge

RULES: Practical Shooting Handbook, Latest Edition **COURSE DESIGNER:** Bretton Rebol

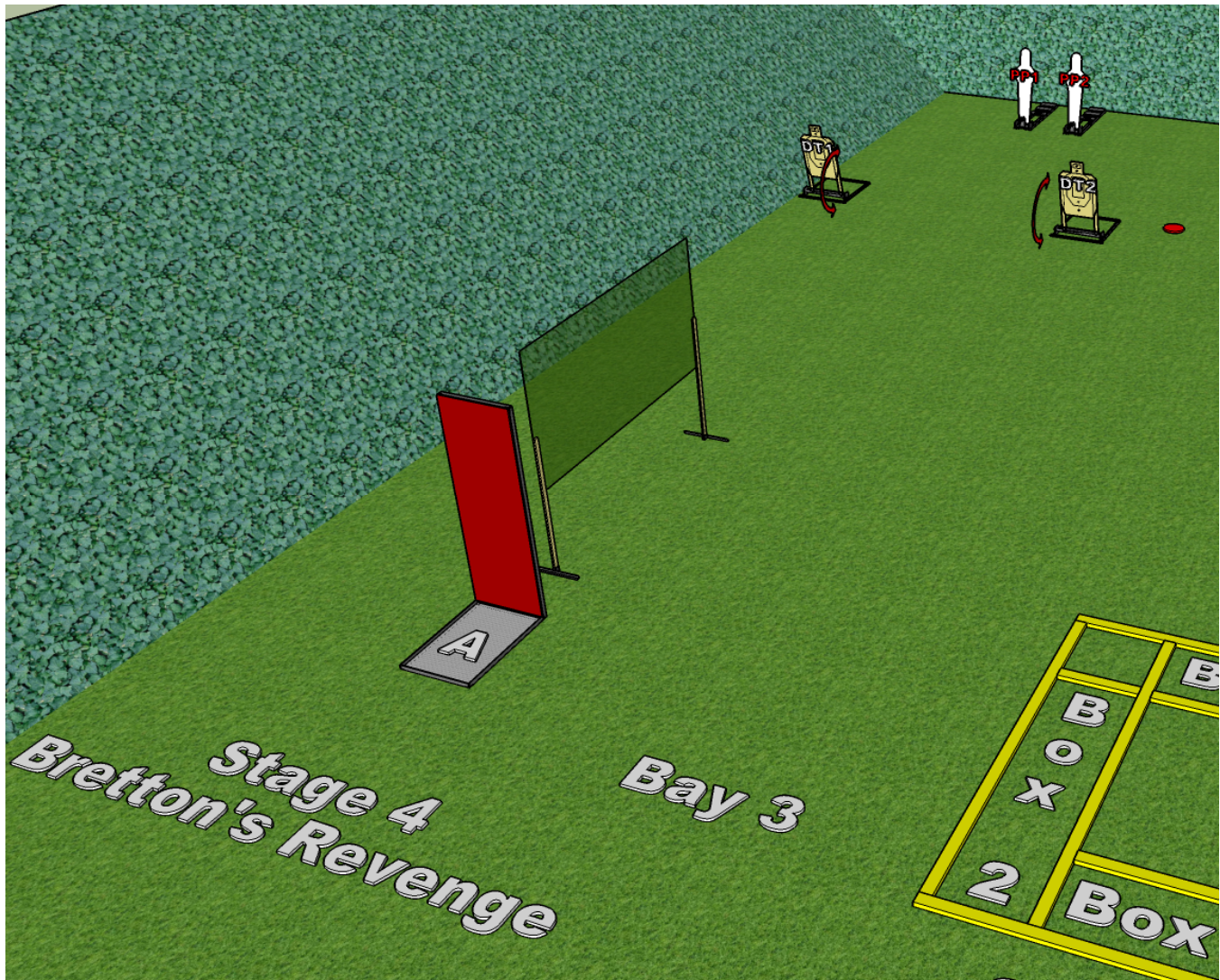
START POSITION: Standing in Box A. Handgun is loaded and holstered as per ready condition in rule 8.1.
PCC: butt on belt with muzzle pointed at cone.

STAGE PROCEDURE

On start signal, engage DT1 & DT2 with three (3) rounds each and knock down PP1 & PP2 which activate Peek-A-Boo targets DT1 & DT2 respectively.
DT1 & DT2 disappear and misses will incur No Penalty Mikes (NPM).
All walls extend vertically to infinity.

SCORING

SCORING: Comstock, 8 rounds, 40 points
TARGETS: 2 IPSC, 2 PP
SCORED HITS: Best 3 per IPSC, steel down = 1A
START-STOP: Audible - Last shot
PENALTIES: Procedural. -10
Miss. -10



SETUP NOTES: Barricade is at least 24' from steel.
DT1 & ST2 are at least 3 yards in front of steel.
Position wall to prevent shots on both Peek-A-Boo targets from one side of barricade.

RO NOTES: None

Stage 5 – Bay 4 We Are Having Leftovers

RULES: Practical Shooting Handbook, Latest Edition **COURSE DESIGNER:** Bretton Rebol

START POSITION: Standing with heels touching Fault Line on either side of mark. Handgun is loaded and holstered as per ready condition in rule 8.1. PCC: gun shouldered with muzzle pointed at port.

STAGE PROCEDURE

On start signal, engage T1-T6 with two (2) rounds each and knock down plates P1-P5.

All walls extend vertically to infinity.

SCORING

SCORING: Comstock, 17 rounds, 85 points


TARGETS: 6 IPSC, 5 Plates

SCORED HITS: Best 2 per IPSC, steel down = 1A

START-STOP: Audible - Last shot

PENALTIES: Procedural. -10

Miss. -10



SETUP NOTES: Texas Star is at least 24' from port wall.

RO NOTES: None

Stage 6 – Bay 5

Barney Up Cupcake

RULES: Practical Shooting Handbook, Latest Edition **COURSE DESIGNER:** Bretton Rebol

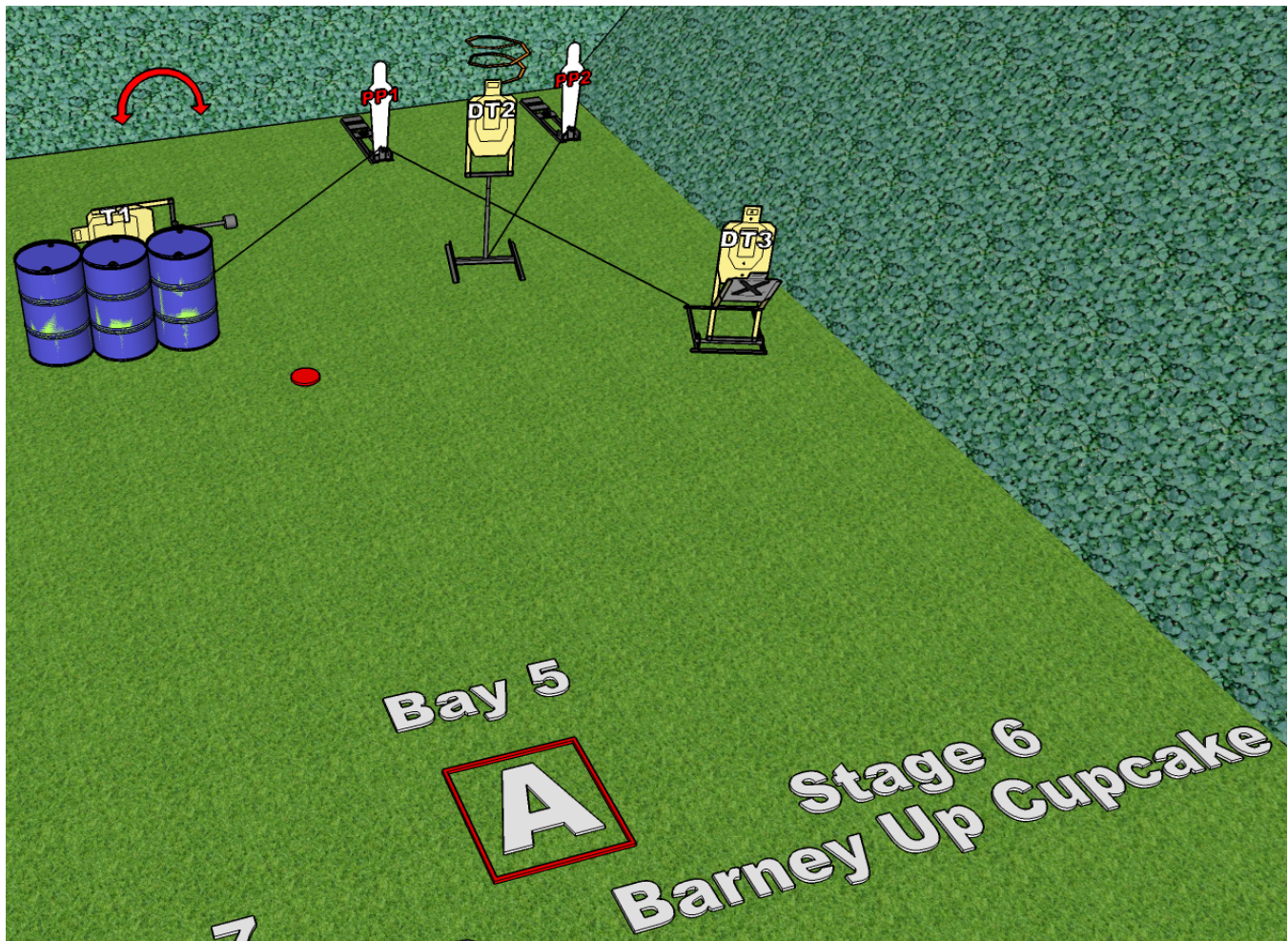
START POSITION: Standing in Box A with wrists above respective shoulders. Handgun is loaded and holstered as per ready condition in rule 8.1. PCC: butt on belt with muzzle pointed at cone.

STAGE PROCEDURE

On start signal, knock down PP1 & PP2 and engage T1, DT2 & DT3 with two (2) rounds each.
PP1 activates swinger T1 which remains visible and Clamshell DT3 which disappears.
PP2 activates Drop Turner DT2 which disappears.
Misses on DT2 & DT3 will incur No Penalty Mikes (NPM).

SCORING

SCORING: Comstock, 8 rounds, 40 points
TARGETS: 3 IPSC, 2 PP
SCORED HITS: Best 2 per IPSC, steel down = 1A
START-STOP: Audible - Last shot
PENALTIES: Procedural. -10
No-shoot hit. -10
Miss. -10



SETUP NOTES: Box A is set at least 28' from PP1 & PP2. Paper targets are at least 3 yards in front of steel.

RO NOTES: None

Stage 7 – Bay 5

Baseball Practice

RULES: Practical Shooting Handbook, Latest Edition **COURSE DESIGNER:** Bretton Rebol

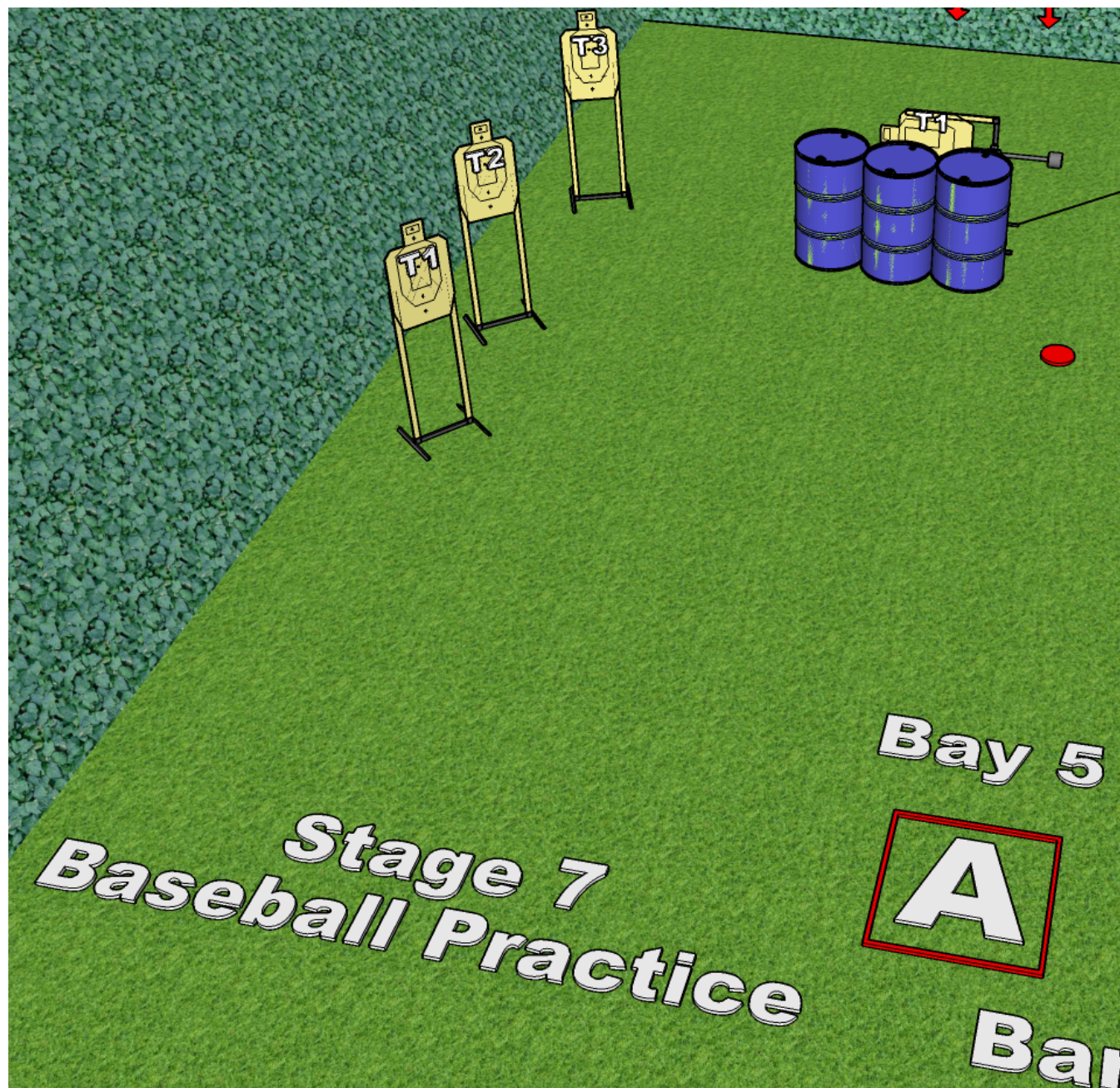
START POSITION: Standing in Box with beer in weak hand. Handgun is loaded and holstered as per ready condition in rule 8.1. PCC: gun shouldered with muzzle pointed at cone. No beer – use appropriate shoulder!

STAGE PROCEDURE

On start signal, engage T1-T3 Strong Hand Only with two (2) rounds each with beer in weak hand. Drop beer, make a mandatory reload and engage T1-T3 with two (2) rounds each. Make a mandatory reload and engage T1-T3 Weak Hand Only with two (2) rounds each.
No Stacking of shots.

SCORING

SCORING: Comstock, 18 rounds, 90 points
TARGETS: 3 IPSC
SCORED HITS: Best 6 per IPSC
START-STOP: Audible - Last shot
PENALTIES: Procedural. -10
Miss. -10



SETUP NOTES: From Box A: T1 – 5 yards, T2 – 7 yards and T3 – 9 yards.

RO NOTES: None



CM 03-14

Baseball Standards

RULES: USPSA Handgun Competition Rules, current edition **COURSE DESIGNER:** R. T. McManus — Modifications by US Design Team

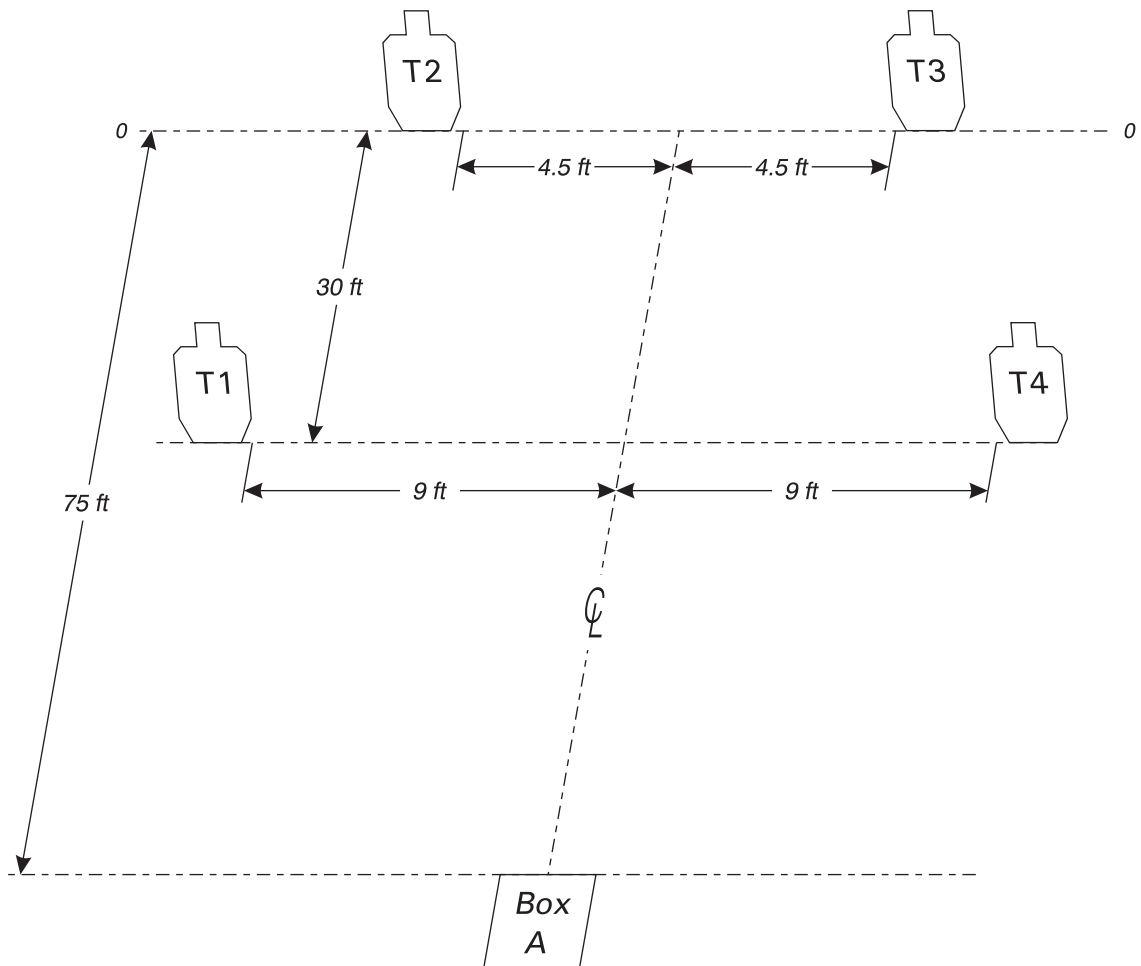
START POSITION: Standing in Box A, facing targets, wrists above respective shoulders. Handgun is loaded and holstered as per ready condition in rule 8.1.1 and 8.1.2.

STAGE PROCEDURE

- String 1 4.5 seconds. Engage T1 with six rounds left hand only.
- String 2 4.5 seconds. Engage T2 with six rounds freestyle.
- String 3 4.5 seconds. Engage T3 with three rounds, perform a mandatory reload and reenage T3 with three rounds only.
- String 4 4.5 seconds. Engage T4 with six rounds right hand only.

SCORING

SCORING: Fixed Time, 24 rounds, 120 points
TARGETS: 4 Metric
SCORED HITS: Best 6/paper
START - STOP: Audible - Audible
PENALTIES: Per current edition USPSA Handgun Competition Rules



SETUP NOTES: Set targets to 5 feet high at shoulders. Shooting box is 3 feet by 3 feet.



RO NOTE: Record no-penalty misses on score sheet for scoring program. Allow .3 seconds for the horn on all timing. Example: 5 sec. string. 5.30 is NOT overtime, 5.31 is overtime.

CM 03-14 Baseball Standards

Written Stage Briefing

Baseball Standards is a 24 round, 120 point, Fixed Time Classifier course. There are 4 metric targets. The best 6 hits per target will score. The start signal is audible, and the stop signal is audible. The time allowed for each string is 4.5 seconds.

The start position is standing in Box A, facing downrange, wrists above your respective shoulders. Your gun is loaded and holstered. PCC start position is standing in Box A, facing downrange, stock on belt, muzzle downrange, loaded carbine held in both hands with safety on.

String 1: On the start signal, from within the fault lines, engage T1 with 6 rounds, left hand only.

PCC: Left shoulder only.

String 2: On the start signal, from within the fault lines, engage T2 with 6 rounds, freestyle.

String 3: On the start signal, from within the fault lines, engage T3 with 3 rounds, make a mandatory reload, and engage T3 with 3 rounds, freestyle.

String 4: On the start signal, from within the fault lines, engage T4 with 6 rounds, right hand only.

PCC: Right shoulder only.





CM 03-14

Baseball Standards

TGT	A	B	C	D	M	
USE NUMBERS - NOT HASHMARKS						
T1	<input type="text"/>	<input type="text"/>	<input type="text"/>	<input type="text"/>	<input type="text"/>	6
T2	<input type="text"/>	<input type="text"/>	<input type="text"/>	<input type="text"/>	<input type="text"/>	6
T3	<input type="text"/>	<input type="text"/>	<input type="text"/>	<input type="text"/>	<input type="text"/>	6
T4	<input type="text"/>	<input type="text"/>	<input type="text"/>	<input type="text"/>	<input type="text"/>	6
TOTAL HITS	<input type="text"/>	<input type="text"/>	<input type="text"/>	<input type="text"/>	<input type="text"/>	24
MAJ	X5	X4	X4	X2	No miss	
MIN	X5	X3	X3	X1	penalty	

FIXED TIME PENALTIES	
<input type="text"/>	PROCEDURAL (-10 EACH)
<input type="text"/>	NO-SHOOT HIT (-10 EACH)
<input type="text"/>	EXTRA SHOT (-10 EACH)
<input type="text"/>	EXTRA HIT (-10 EACH)
<input type="text"/>	LATE SHOT (-5 EACH)

STATS ONLY	<input type="text"/>	+	<input type="text"/>	+	<input type="text"/>	+	<input type="text"/>	+	<input type="text"/>	=	<input type="text"/>
------------	----------------------	---	----------------------	---	----------------------	---	----------------------	---	----------------------	---	----------------------

MINUS PENALTIES OF
EQUALS TOTAL SCORE

<input type="text"/>
<input type="text"/>



Shooter:
RO:

REMARKS

SHOOTER NUMBER	Open	Lim.	Lim. 10	Prod.	Rev.	Sing. St.	MAJOR	minor
<input type="text"/>	NAME _____ USPSA _____							