



CM 99-46

Close Quarter Standards

RULES: USPSA Handgun Competition Rules, current edition **COURSE DESIGNER:** John Wells

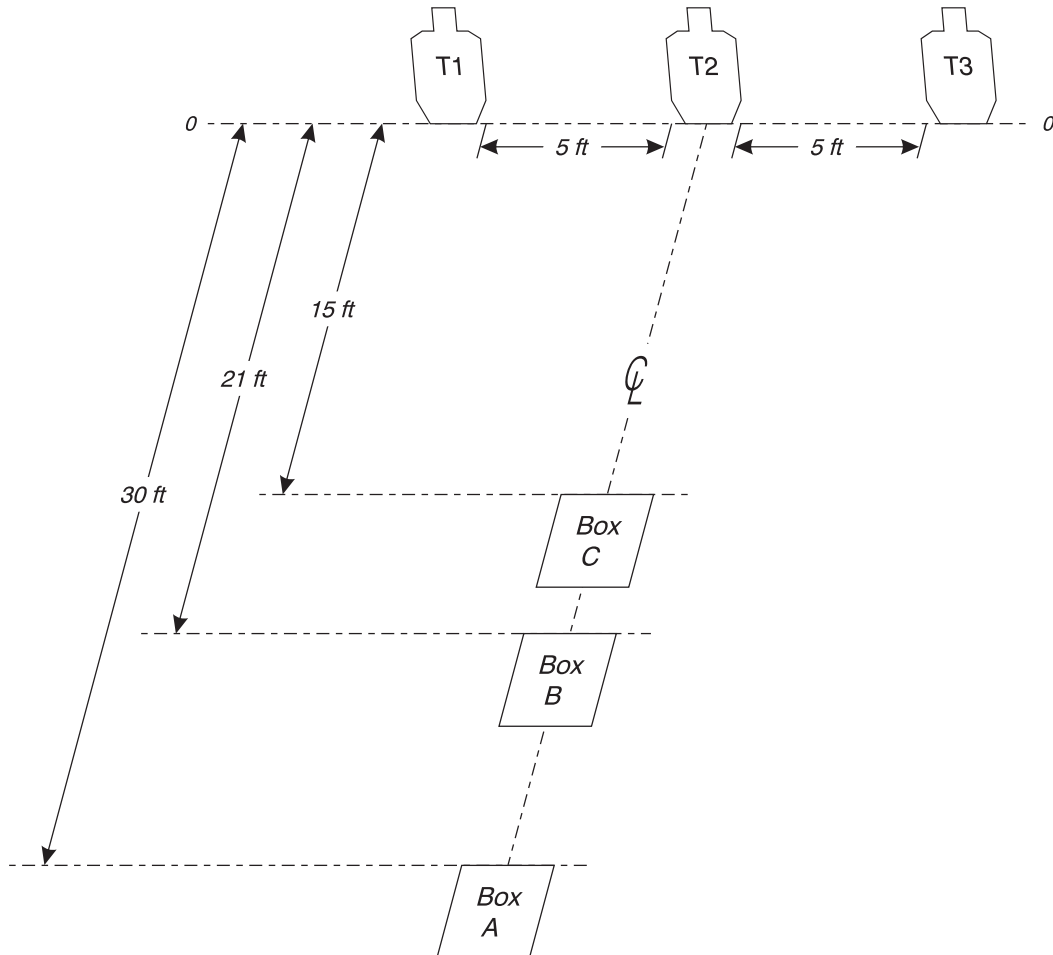
START POSITION: Standing in appropriate shooting box facing targets with both wrists above respective shoulders in surrender position. Handgun is loaded and holstered as per ready condition in rule 8.1.1 and 8.1.2.

STAGE PROCEDURE

- String 1. Upon start signal, from Box A, engage T1-T3 with only two rounds per target, then make a mandatory reload and from Box A re-engage T1-T3 with only two rounds per target.
- String 2. Upon start signal, from Box B, engage T1-T3 with only two rounds per target using strong hand only.
- String 3. Upon start signal, transfer gun to weak hand and from Box C engage T1-T3 with only two rounds per target using weak hand only.
- Jams may be cleared with both hands.

SCORING

- SCORING:** Virginia Count, 24 rounds, 120 points
- TARGETS:** 3 Metric
- SCORED HITS:** Best 8/paper
- START - STOP:** Audible - Last shot
- PENALTIES:** Per current edition of USPSA Handgun Competition Rules
- Failure to perform mandatory reload will result in one procedural penalty per shot fired.



SETUP NOTES: All boxes are 3 feet by 3 feet. Set paper targets to 5 feet high at shoulders.



CM 99-46 Close Quarter Standards

Written Stage Briefing

Close Quarter Standards is a 24 round, 120 point Virginia classifier course. There are 3 metric targets. The best 8 hits per target will score. The start signal is audible.

The start position is standing in appropriate shooting box facing targets with both wrists above respective shoulders. Handgun is loaded and holstered.

PCC start position is standing in appropriate shooting box, facing downrange, stock on belt, muzzle downrange, loaded carbine held in both hands with safety on.

For string 1, on the start signal, from Box A, engage T1-T3 with only two rounds per target, then make a mandatory reload and from Box A re-engage T1- T3 with only two rounds per target.

For string 2, on the start signal, from Box B, engage T1-T3 with only two rounds per target using strong hand only. PCC: Strong shoulder only

For string 3, on the start signal, transfer gun to weak hand and from Box C engage T1-T3 with only two rounds per target using weak hand only. PCC: Weak shoulder only.





CM 99-46

Close Quarter Standards

TGT	A	B	C	D	M	
USE NUMBERS - NOT HASHMARKS						
T1	<input type="text"/>	<input type="text"/>	<input type="text"/>	<input type="text"/>	<input type="text"/>	8
T2	<input type="text"/>	<input type="text"/>	<input type="text"/>	<input type="text"/>	<input type="text"/>	8
T3	<input type="text"/>	<input type="text"/>	<input type="text"/>	<input type="text"/>	<input type="text"/>	8
TOTAL HITS	<input type="text"/>	<input type="text"/>	<input type="text"/>	<input type="text"/>	<input type="text"/>	24
MAJ	X5	X4	X4	X2	X-10	
MIN	X5	X3	X3	X1	X-10	

STATS ONLY	<input type="text"/>	+	<input type="text"/>	+	<input type="text"/>	+	<input type="text"/>	-	<input type="text"/>	=	<input type="text"/>
------------	----------------------	---	----------------------	---	----------------------	---	----------------------	---	----------------------	---	----------------------



MINUS PENALTIES OF
EQUALS TOTAL SCORE
DIVIDED BY TIME OF
HIT FACTOR =
(4 DECIMAL PLACES)

<input type="text"/>
<input type="text"/>
<input type="text"/>
<input type="text"/>

VIRGINIA COUNT PENALTIES	
<input type="text"/>	PROCEDURAL (-10 EACH)
<input type="text"/>	EXTRA SHOT (-10 EACH)
<input type="text"/>	EXTRA HIT (-10 EACH)

TIME
STRING 1
<input type="text"/>
STRING 2
<input type="text"/>
STRING 3
<input type="text"/>
TOTAL TIME
<input type="text"/>

Shooter:
RO:

REMARKS

SHOOTER NUMBER	Open	Lim.	Lim. 10	Prod.	Rev.	Sing. St.	MAJOR	minor
----------------	------	------	---------	-------	------	-----------	-------	-------

<input type="text"/>

NAME _____ USPSA # _____

Stage 2

Options 4U

RULES: Practical Shooting Handbook, Latest Edition **COURSE DESIGNER:** Bretton Rebol

START POSITION: Hands on marks. Handgun is loaded and holstered as per ready condition in rule 8.1.
PCC has muzzle on port as marked.

STAGE PROCEDURE

On signal, engage T1-T8 with two (2) rounds each and knock down Plates P1-P5.

All walls extend vertically to infinity.

SCORING

SCORING: Comstock, 21 rounds, 105 points

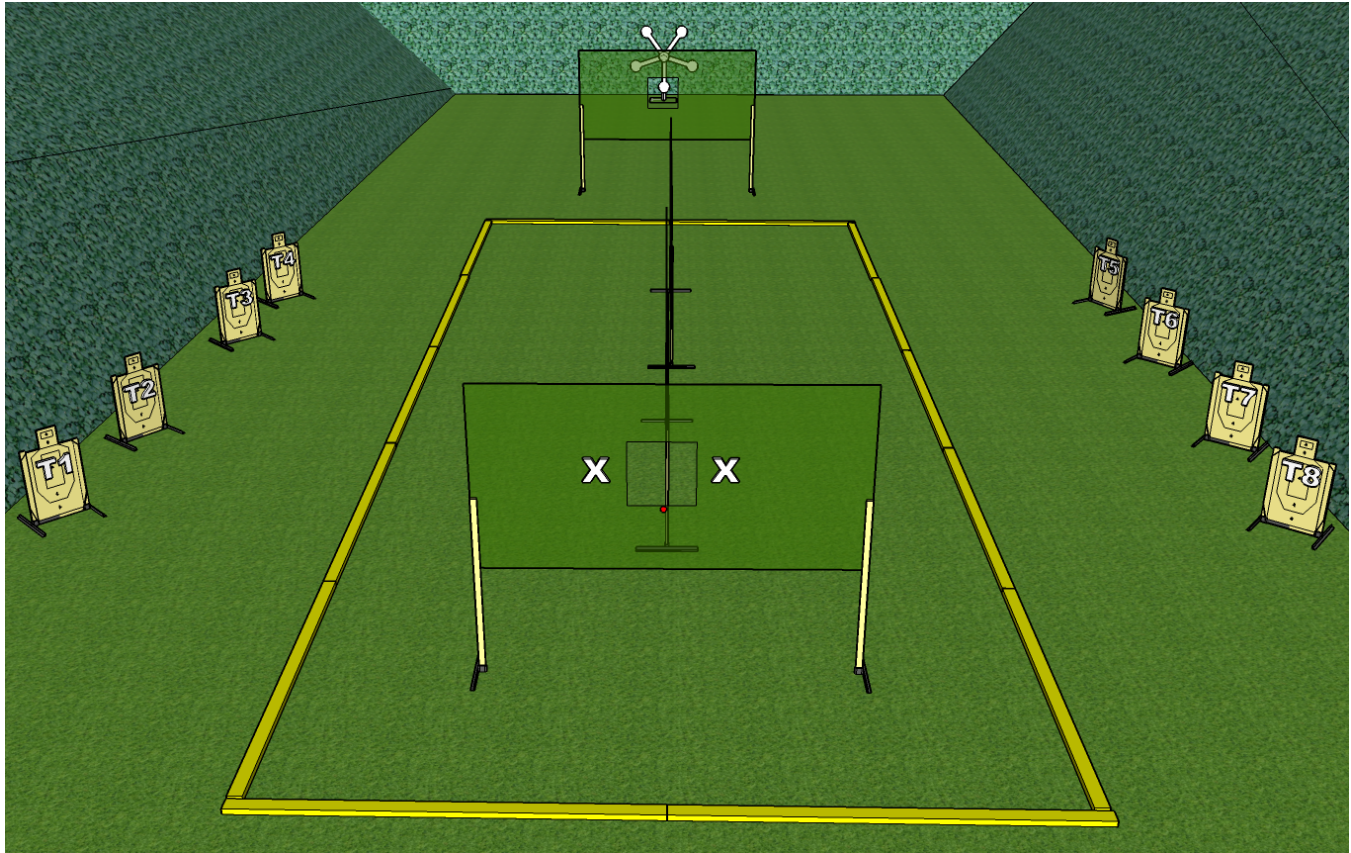
TARGETS: 8 IPSC, 5 Plates

SCORED HITS: Best 2 per IPSC, steel down = 1A

START-STOP: Audible - Last shot

PENALTIES: Procedural. -10

Miss. -10



SETUP NOTES: Texas Star is set 26' from forward Fault Line. See Build View for placement of walls and targets.

RO NOTES: Watch for shots through walls.

Stage 2

Options 4U

TGT	A	B	C	D	M	
USE NUMBERS - NOT HASH MARKS						
T1	<input type="text"/>	<input type="text"/>	<input type="text"/>	<input type="text"/>	<input type="text"/>	2
T2	<input type="text"/>	<input type="text"/>	<input type="text"/>	<input type="text"/>	<input type="text"/>	2
T3	<input type="text"/>	<input type="text"/>	<input type="text"/>	<input type="text"/>	<input type="text"/>	2
T4	<input type="text"/>	<input type="text"/>	<input type="text"/>	<input type="text"/>	<input type="text"/>	2
T5	<input type="text"/>	<input type="text"/>	<input type="text"/>	<input type="text"/>	<input type="text"/>	2
T6	<input type="text"/>	<input type="text"/>	<input type="text"/>	<input type="text"/>	<input type="text"/>	2
T7	<input type="text"/>	<input type="text"/>	<input type="text"/>	<input type="text"/>	<input type="text"/>	2
T8	<input type="text"/>	<input type="text"/>	<input type="text"/>	<input type="text"/>	<input type="text"/>	2
STL	<input type="text"/>	<input type="text"/>	<input type="text"/>	<input type="text"/>	<input type="text"/>	5
TOTAL HITS	<input type="text"/>	<input type="text"/>	<input type="text"/>	<input type="text"/>	<input type="text"/>	21
MAJ	X5	X4	X4	X2	X-10	
MIN	X5	X3	X3	X1	X-10	

COMSTOCK PENALTIES

PROCEDURAL (-10 EACH)

NO-SHOOT HIT (-10 EACH)

TIME

TOTAL TIME

STATS ONLY

<input type="text"/>	<input type="text"/>	<input type="text"/>	<input type="text"/>	<input type="text"/>	=	<input type="text"/>
----------------------	----------------------	----------------------	----------------------	----------------------	---	----------------------

MINUS PENALTIES OF

EQUALS TOTAL SCORE

DIVIDED BY TIME OF

HIT FACTOR =

(3 DECIMAL PLACES)

<input type="text"/>
<input type="text"/>
<input type="text"/>
<input type="text"/>

SHOOTER NUMBER	Open Limited L-10 SS Prod Carry Optics PCC Revolver	MAJOR minor
----------------	---	-------------

NAME _____ USPSA # _____

Stage 3

Steel City (not Pittsburgh)

RULES: Practical Shooting Handbook, Latest Edition **COURSE DESIGNER:** Bretton Rebol

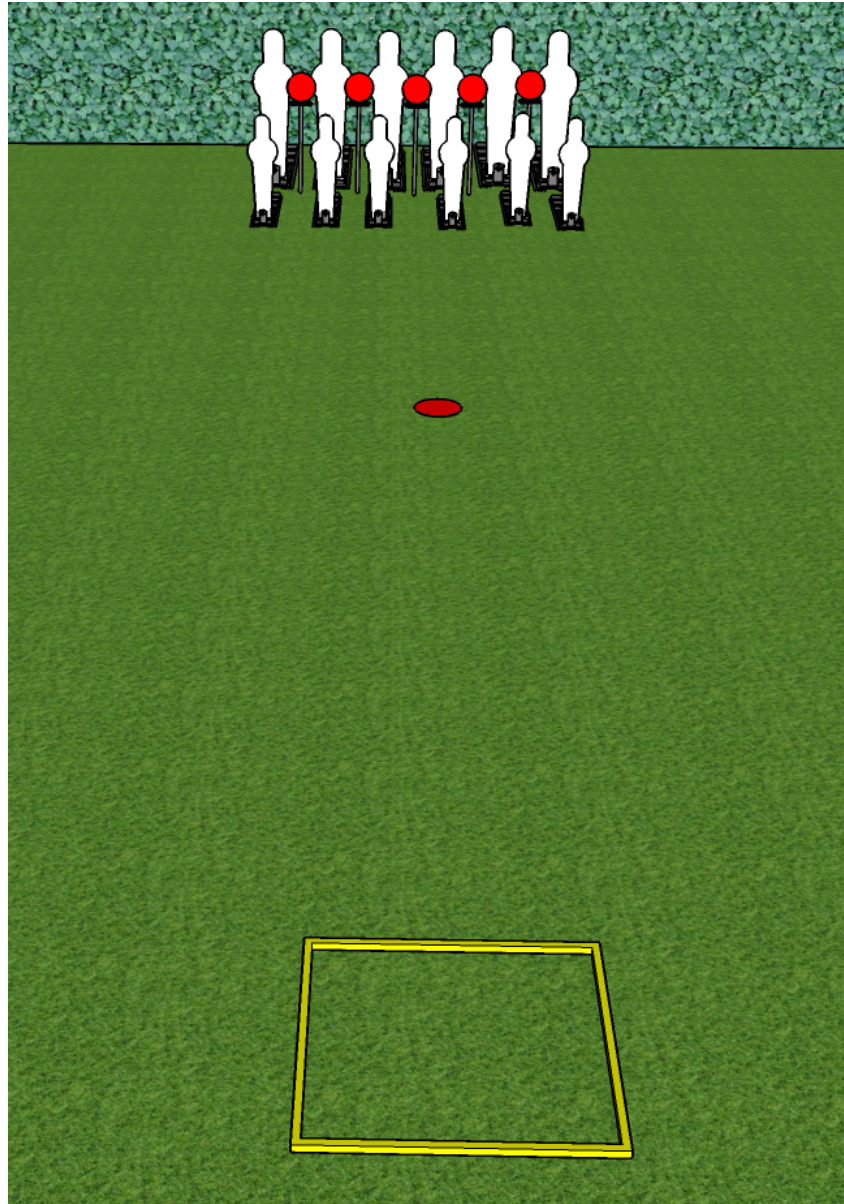
START POSITION: Standing in Box A. Handgun is loaded and holstered as per ready condition in rule 8.1.
PCC: muzzle pointed at cone.

STAGE PROCEDURE

On signal, draw and engage PP1-PP6 or USP1-USP6.
Perform a mandatory reload and engage remaining array.
Knocking down a Pepper Popper or US Popper out of sequence or without a mandatory reload will incur one Procedural per steel knocked down.
Red plates are hard cover and do not fall or score.

SCORING

SCORING: Comstock, 12 rounds, 60 points
TARGETS: 6 PP, 6 USP
SCORED HITS: Steel down = 1A
START-STOP: Audible - Last shot
PENALTIES: Procedural. -10
Miss. -10



SETUP NOTES: Setup line of USP's 26' from front of shooting box. Red plates are set so that they will not fall and block the edges of adjacent Pepper Poppers at calibration circle. Pepper Poppers are setup immediately behind US Poppers. Leave room behind Pepper Poppers to allow reset.

RO NOTES: Watch for proper engagement.

Stage 3

Steel City (not Pittsburgh)

TGT **A** **B** **C** **D** **M**
 USE NUMBERS - NOT HASH MARKS
STL **12**

TOTAL HITS **12**
 MAJ X5 X4 X4 X2 X-10
 MIN X5 X3 X3 X1 X-10

STATS ONLY =

MINUS PENALTIES OF
 EQUALS TOTAL SCORE
 DIVIDED BY TIME OF
 HIT FACTOR =
 (3 DECIMAL PLACES)

COMSTOCK PENALTIES

PROCEDURAL (-10 EACH)

TIME

TOTAL TIME

SHOOTER
 NUMBER

Open Limited L-10 SS Prod Carry Optics PCC Revolver

MAJOR minor

NAME _____ USPSA # _____

Stage 4

Gun Zone 28

RULES: Practical Shooting Handbook, Latest Edition **COURSE DESIGNER:** Bretton Rebol

START POSITION: Standing with heels on marks. Handgun is loaded and holstered as per ready condition in rule 8.1.
PCC: muzzle pointed at cone.

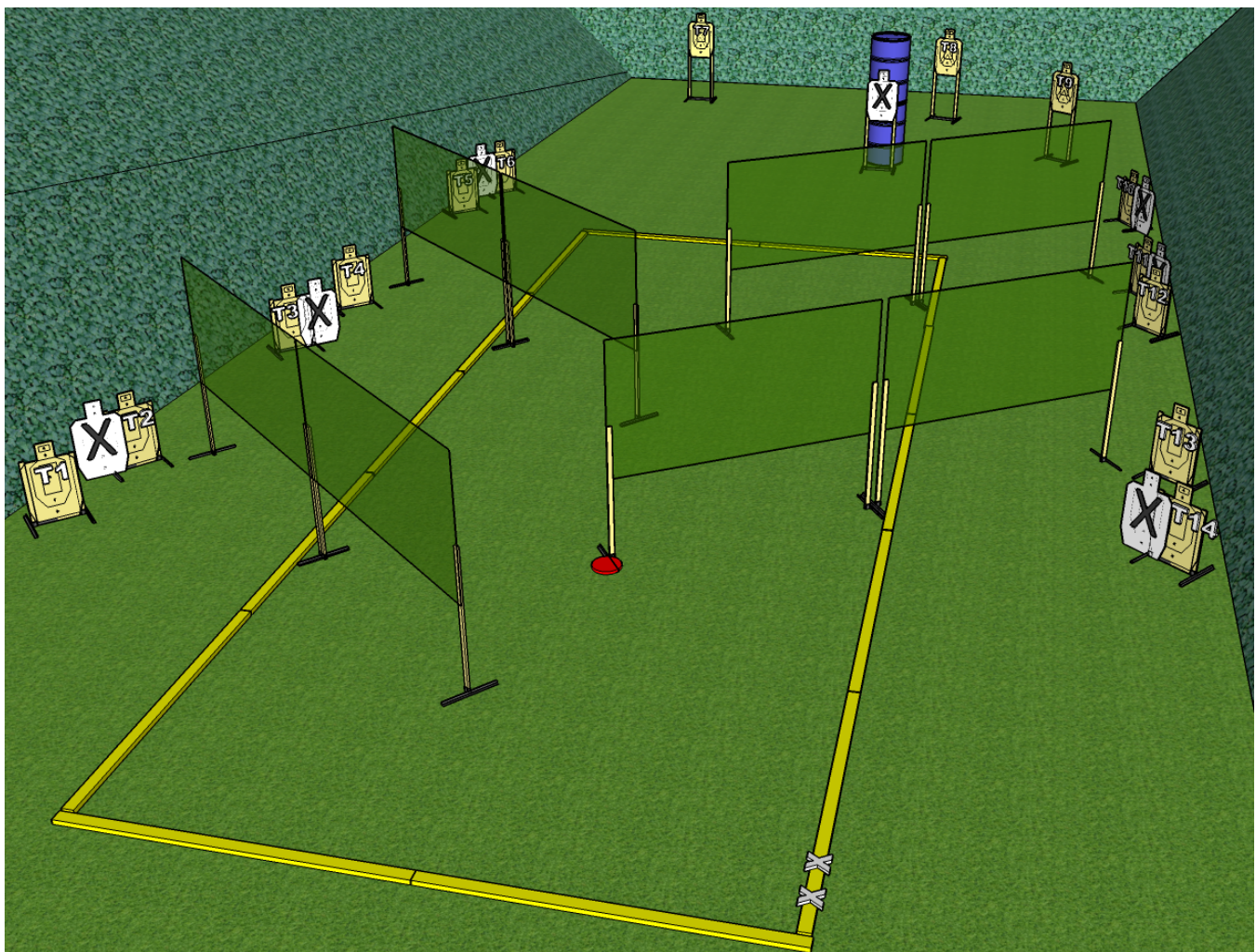
STAGE PROCEDURE

On signal, engage T1-T14 with two (2) rounds each from within shooting area.

All walls extend vertically to infinity.

SCORING

SCORING: Comstock, 28 rounds, 140 points
TARGETS: 14 IPSC
SCORED HITS: Best 2 per IPSC
START-STOP: Audible - Last shot
PENALTIES: Procedural. -10
No-shoot hit. -10
Miss. -10



SETUP NOTES: Set targets along berm on short sticks. T8 is set behind barrel and No Shoot to force shooter to either corner of shooting area. Set walls to allow sufficient room for shooter to maneuver through.

RO NOTES: Watch the 180 and Foot Faults.

Stage 4

Gun Zone 28

TGT	A	B	C	D	M	
USE NUMBERS - NOT HASH MARKS						
T1						2
T2						2
T3						2
T4						2
T5						2
T6						2
T7						2
T8						2
T9						2
T10						2
T11						2
T12						2
T13						2
T14						2

TOTAL HITS						28
------------	--	--	--	--	--	----

MAJ	X5	X4	X4	X2	X-10
MIN	X5	X3	X3	X1	X-10

STATS ONLY						=	
------------	--	--	--	--	--	---	--

MINUS PENALTIES OF
EQUALS TOTAL SCORE
DIVIDED BY TIME OF
HIT FACTOR =
(3 DECIMAL PLACES)

COMSTOCK PENALTIES

☐ PROCEDURAL (-10 EACH)

☐ NO-SHOOT HIT (-10 EACH)

TIME

TOTAL TIME

.

SHOOTER
NUMBER

Open Limited L-10 SS Prod Carry Optics PCC Revolver

MAJOR minor

NAME _____ USPSA # _____

Stage 5 Who Sent You?

Stage 5 Who Sent You?

RULES: Practical Shooting Handbook, Latest Edition **COURSE DESIGNER:** Bud Connolly

START POSITION: Facing down range outside of shooting area with toes on marks. Handgun/PCC is unloaded and lying flat on barrel with trigger guard over mark and not propped up by any means.

STAGE PROCEDURE

On signal, engage T1-T8 with two (2) rounds each from within shooting area.

All walls extend vertically to infinity.

SCORING

SCORING: Comstock, 16 rounds, 80 points

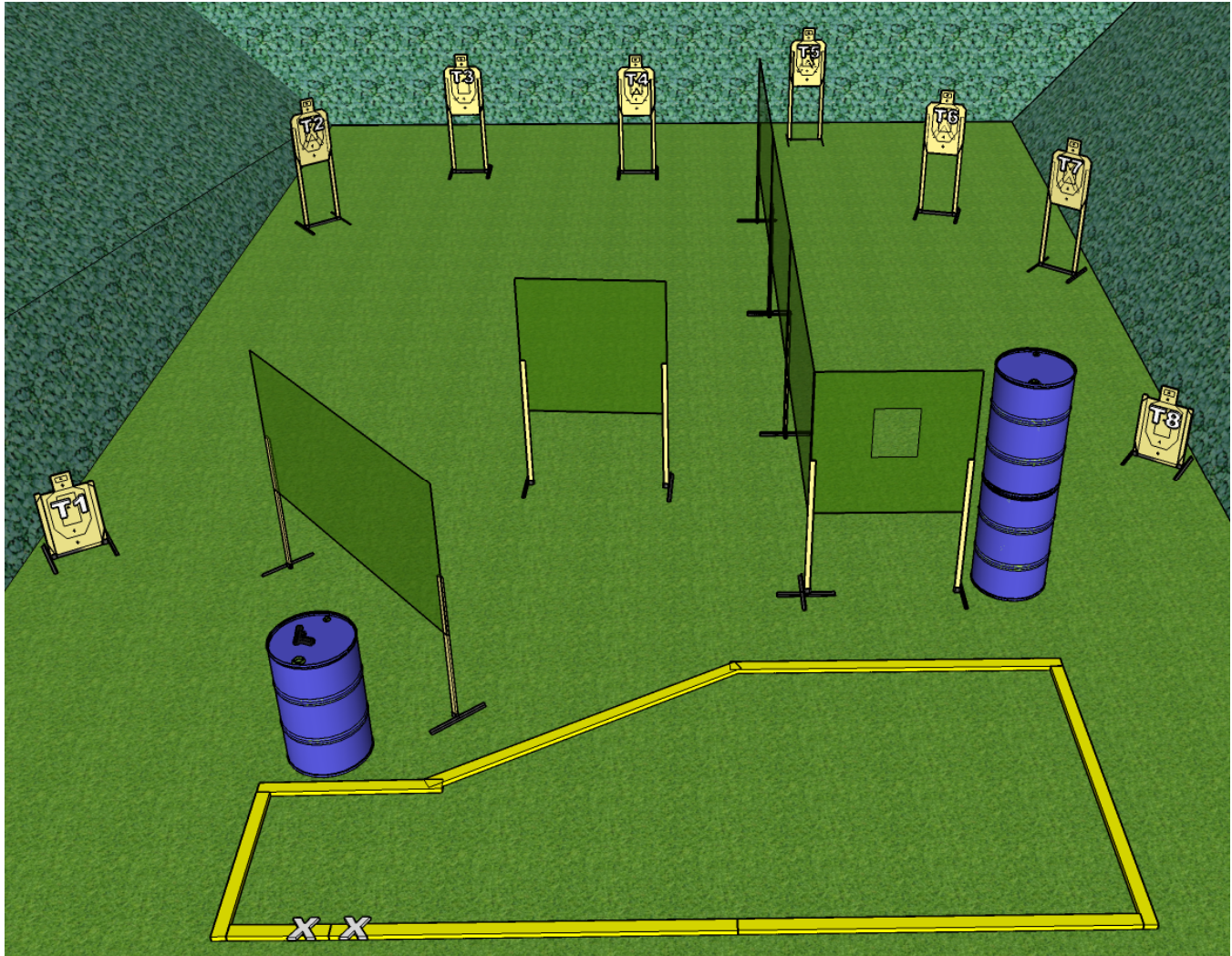
TARGETS: 8 IPSC

SCORED HITS: Best 2 per IPSC

START-STOP: Audible - Last shot

PENALTIES: Procedural. -10

Miss. -10



SETUP NOTES: T1 & T8 are set on short sticks. Use wall in front of T3 & T4 to prevent engagement of targets from one spot.

RO NOTES:

Stage 5

Who Sent You?

TGT A B C D M
USE NUMBERS - NOT HASH MARKS

T1	<input type="text"/>	<input type="text"/>	<input type="text"/>	<input type="text"/>	<input type="text"/>	2
T2	<input type="text"/>	<input type="text"/>	<input type="text"/>	<input type="text"/>	<input type="text"/>	2
T3	<input type="text"/>	<input type="text"/>	<input type="text"/>	<input type="text"/>	<input type="text"/>	2
T4	<input type="text"/>	<input type="text"/>	<input type="text"/>	<input type="text"/>	<input type="text"/>	2
T5	<input type="text"/>	<input type="text"/>	<input type="text"/>	<input type="text"/>	<input type="text"/>	2
T6	<input type="text"/>	<input type="text"/>	<input type="text"/>	<input type="text"/>	<input type="text"/>	2
T7	<input type="text"/>	<input type="text"/>	<input type="text"/>	<input type="text"/>	<input type="text"/>	2
T8	<input type="text"/>	<input type="text"/>	<input type="text"/>	<input type="text"/>	<input type="text"/>	2

TOTAL HITS	<input type="text"/>	<input type="text"/>	<input type="text"/>	<input type="text"/>	<input type="text"/>	16
MAJ	X5	X4	X4	X2	X-10	
MIN	X5	X3	X3	X1	X-10	

STATS ONLY

<input type="text"/>	<input type="text"/>	<input type="text"/>	<input type="text"/>	<input type="text"/>	=	<input type="text"/>
						<input type="text"/>
						<input type="text"/>
						<input type="text"/>
						<input type="text"/>

MINUS PENALTIES OF
EQUALS TOTAL SCORE
DIVIDED BY TIME OF
HIT FACTOR =
(3 DECIMAL PLACES)

COMSTOCK PENALTIES

☐ PROCEDURAL (-10 EACH)

☐ NO-SHOOT HIT (-10 EACH)

TIME

TOTAL TIME

SHOOTER
NUMBER

Open Limited L-10 SS Prod Carry Optics PCC Revolver

MAJOR minor

NAME _____ USPSA # _____

Stage 6

Barrels of Fun

RULES: Practical Shooting Handbook, Latest Edition **COURSE DESIGNER:** Bretton Rebol

START POSITION: Standing behind barrel with hands touching barrel. Handgun is loaded and placed on barrel with trigger guard over mark and not propped up by any means.
PCC is unloaded and placed on barrel with trigger guard over mark and not propped up by any means. First loading device is also placed on top of barrel.

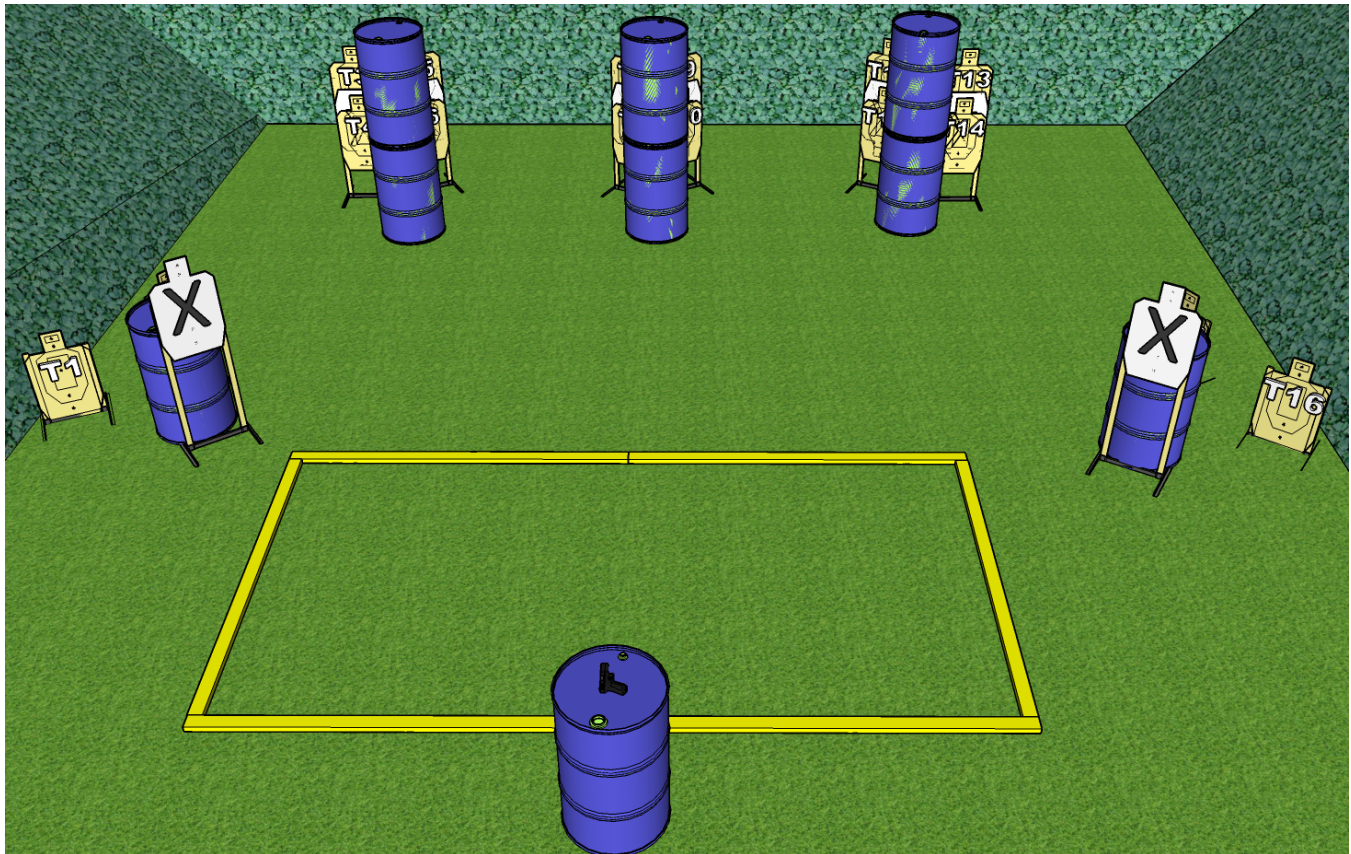
STAGE PROCEDURE

On signal, engage T1-T16 with two (2) rounds each from within the shooting area.

All walls extend vertically to infinity.

SCORING

SCORING: Comstock, 32 rounds, 160 points
TARGETS: 16 IPSC
SCORED HITS: Best 2 per IPSC
START-STOP: Audible - Last shot
PENALTIES: Procedural. -10
No-shoot hit. -10
Miss. -10



SETUP NOTES: T2 & T15 are hidden behind a barrel and No Shoot and are only visible from front of shooting area. T3-T14 and placed behind barrels such that targets must be engaged from across the front of the shooting area.

RO NOTES: Watch for Foot Faults.

Stage 6

Barrels of Fun

TGT A B C D M
USE NUMBERS - NOT HASH MARKS

T1						2
T2						2
T3						2
T4						2
T5						2
T6						2
T7						2
T8						2
T9						2
T10						2
T11						2
T12						2
T13						2
T14						2
T15						2

T16 **2**

TOTAL HITS						32
MAJ	X5	X4	X4	X2	X-10	
MIN	X5	X3	X3	X1	X-10	

STATS ONLY =

MINUS PENALTIES OF
EQUALS TOTAL SCORE
DIVIDED BY TIME OF
HIT FACTOR =
(3 DECIMAL PLACES)

COMSTOCK PENALTIES

☐ PROCEDURAL (-10 EACH)

☐ NO-SHOOT HIT (-10 EACH)

TIME

TOTAL TIME

SHOOTER
NUMBER

Open Limited L-10 SS Prod Carry Optics PCC Revolver

MAJOR minor

NAME _____ USPSA # _____