



## CM 06-06

## Golden Bullet Standards

**RULES:** USPSA Handgun Competition Rules, current edition **COURSE DESIGNER:** NorCal Section

**START POSITION:** Standing in Box A, facing targets, hands relaxed at sides. Handgun is loaded and holstered as per ready condition in rule 8.1.1 and 8.1.2.

### STAGE PROCEDURE

- String 1 On signal, engage targets with one round each, perform a mandatory reload and re-engage each target with one round each strong hand only.
- String 2 On signal, engage each target with one round each, perform a mandatory reload and re-engage each target with one round each weak hand only.

For both strings, all rounds fired must be from within Box A.

### SCORING

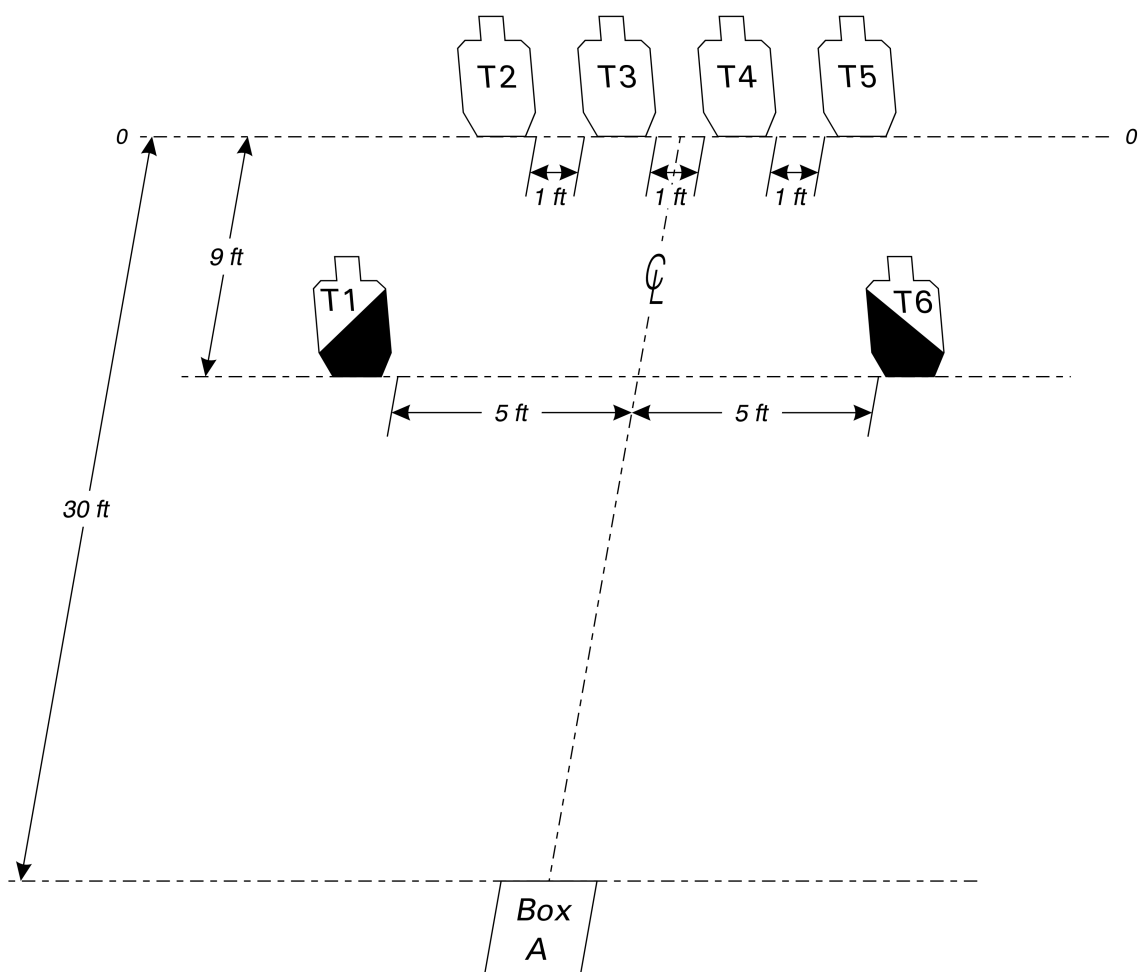
**SCORING:** Virginia Count, 24 rounds, 120 points

**TARGETS:** 6 Metric

**SCORED HITS:** Best 4/paper

**START - STOP:** Audible - Last shot

**PENALTIES:** Per current edition of USPSA Handgun Competition Rules  
One procedural per shot fired for failing to reload when specified.



**SETUP NOTES:** Set paper targets to 5 feet high at shoulders. Box A is 3 feet by 3 feet. Hard cover on T1 and T6 runs diagonally from lower shoulder to top of angled cut at the bottom.



## **CM 06-06, Golden Bullet Standards**

### **Written Stage Briefing**

Golden Bullet Standards is a 24 round, 120 point Virginia count classifier course. There are 6 metric targets. The best 4 hits per paper will score. The start signal is audible.

The start position is standing in Box A, facing downrange, hands naturally at your side. Your handgun is loaded and holstered.

PCC start position is standing in Box A, facing downrange, stock on belt, muzzle downrange, loaded carbine held in both hands with safety on.

On the audible start signal, from within the fault lines:

String 1: Engage T1-6 with 1 round only Freestyle, perform a mandatory reload and re-engage T1-6 with 1 round only strong hand only. PCC—strong shoulder only.

String 2: Engage T1-6 with 1 round only Freestyle, perform a mandatory reload and re-engage T1-6 with 1 round only Weak hand only. PCC—weak shoulder only.



# Stage 2

# Jimmy Wanted It

**RULES:** Practical Shooting Handbook, Latest Edition    **COURSE DESIGNER:** Bretton Rebol

**START POSITION:** Standing with toes on marks and wrists above respective shoulders. Handgun is loaded and holstered as per ready condition in rule 8.1. PCC: stock on shoulder and muzzle pointed at ground halfway to PP1.

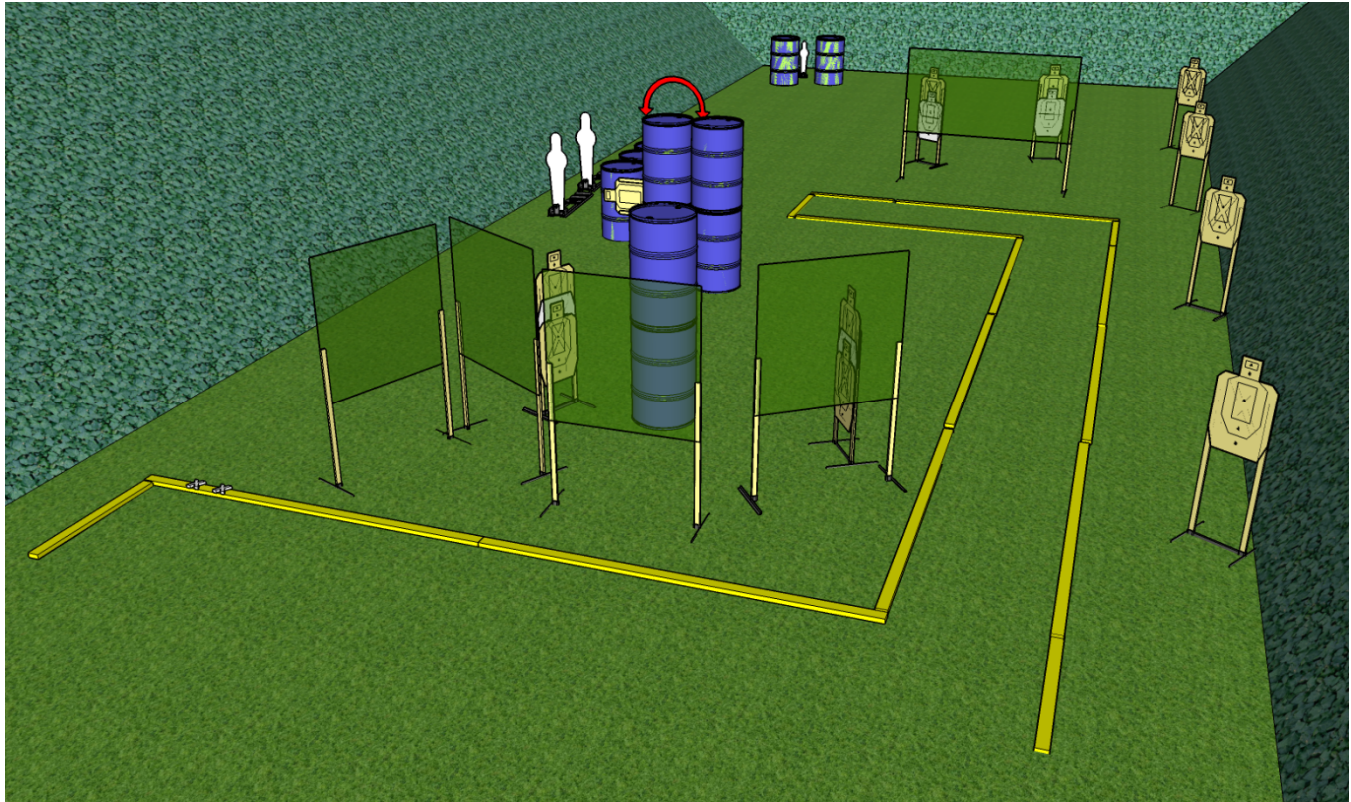
## STAGE PROCEDURE

On signal, engage T1-T11 with two (2) rounds each and knock down PP1, PP2 & USP1.  
PP2 activates swinger T1.

All walls extend vertically to infinity.

## SCORING

**SCORING:** Comstock, 25 rounds, 125 points  
**TARGETS:** 11 IPSC, 2 PP, 1 USP  
**SCORED HITS:** Best 2 per IPSC, steel down = 1A  
**START-STOP:** Audible - Last shot  
**PENALTIES:** Procedural. -10  
No-shoot hit. -10  
Miss. -10



**SETUP NOTES:** Align PP1 & PP2 so that only PP1 is visible from Start position.

**RO NOTES:** Watch for Foot Faults.



# Stage 3

# V-Block

**RULES:** Practical Shooting Handbook, Latest Edition    **COURSE DESIGNER:** Bretton Rebol

**START POSITION:** Standing facing downrange with heels on marks. Gun is unloaded (PCC: chamber empty with bolt closed and magazine out) and holstered (PCC: stock on belt and muzzle pointed at the middle of the front Fault Line).

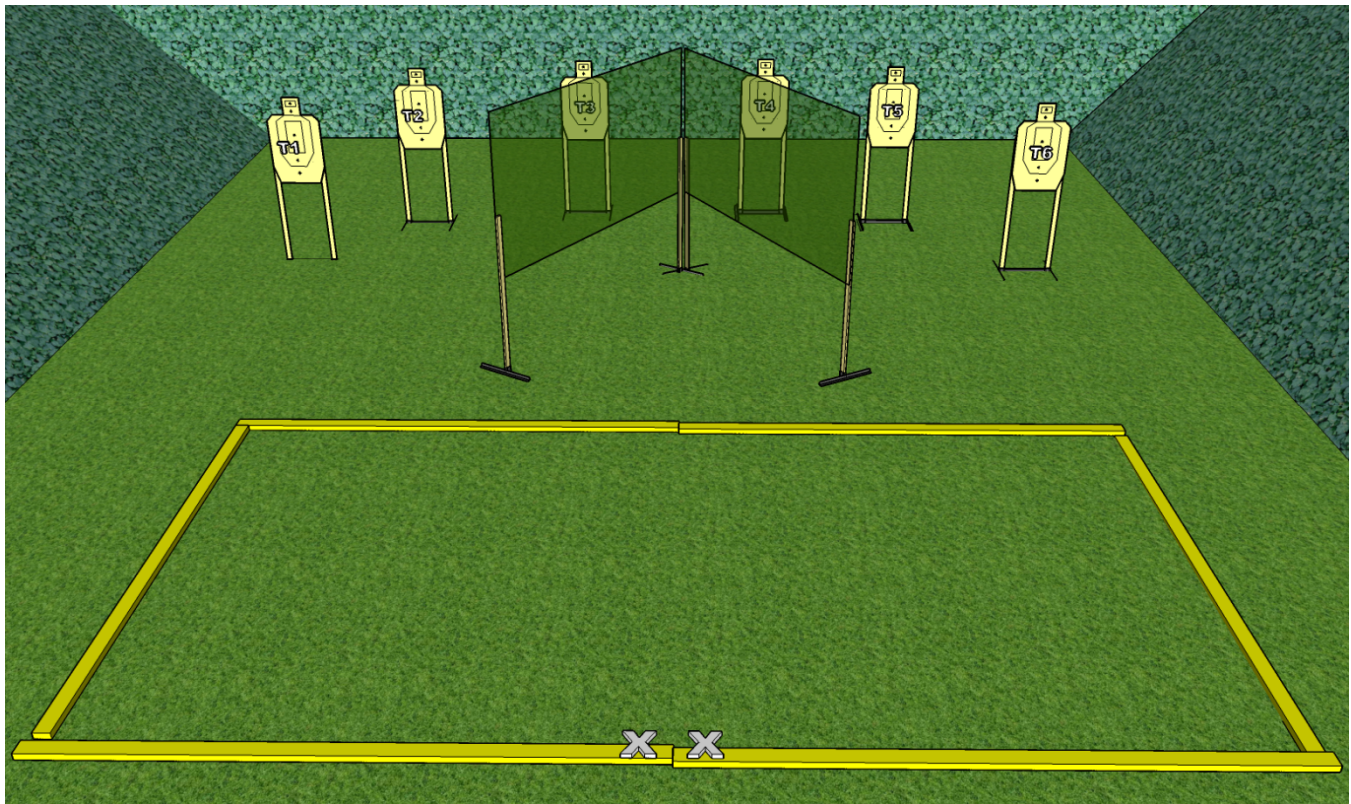
## STAGE PROCEDURE

On start signal, engage T1-T6 with two (2) rounds each, then perform a Mandatory Reload and re-engage T1-T6 with two (2) rounds each from within the shooting area.  
No Stacking of shots allowed.  
Watch the 180!

All walls extend vertically to infinity.

## SCORING

**SCORING:** Virginia count, 24 rounds, 120 points  
**TARGETS:** 6 IPSC  
**SCORED HITS:** Best 4 per IPSC  
**START-STOP:** Audible - Last shot  
**PENALTIES:** Procedural. -10  
Extra shot. -10  
Extra hit. -10  
Miss. -10



**SETUP NOTES:** Shooting area is 2 – 8' Fault Lines wide and 8' deep. Set walls at least 3' from front Fault Lines. Set end of walls 8' apart. Set targets 15', 18' & 21' away from front Fault Line.

**RO NOTES:** Watch the 180!

10.2.4 A competitor who fails to comply with a mandatory reload will incur one procedural penalty for each shot fired after the point where the reload was required until a reload is performed.



# Stage 4

# Oh! Hell Yea!

**RULES:** Practical Shooting Handbook, Latest Edition    **COURSE DESIGNER:** Bretton Rebol

**START POSITION:** Standing behind the table facing downrange with hands on marks. Gun is loaded and placed on table with trigger guard over mark.

## STAGE PROCEDURE

On signal, engage T1-T18 with two (2) Rounds each.  
Mags may come from the table or the belt.

All walls extend vertically to infinity.

## SCORING

**SCORING:** Comstock, 36 rounds, 180 points

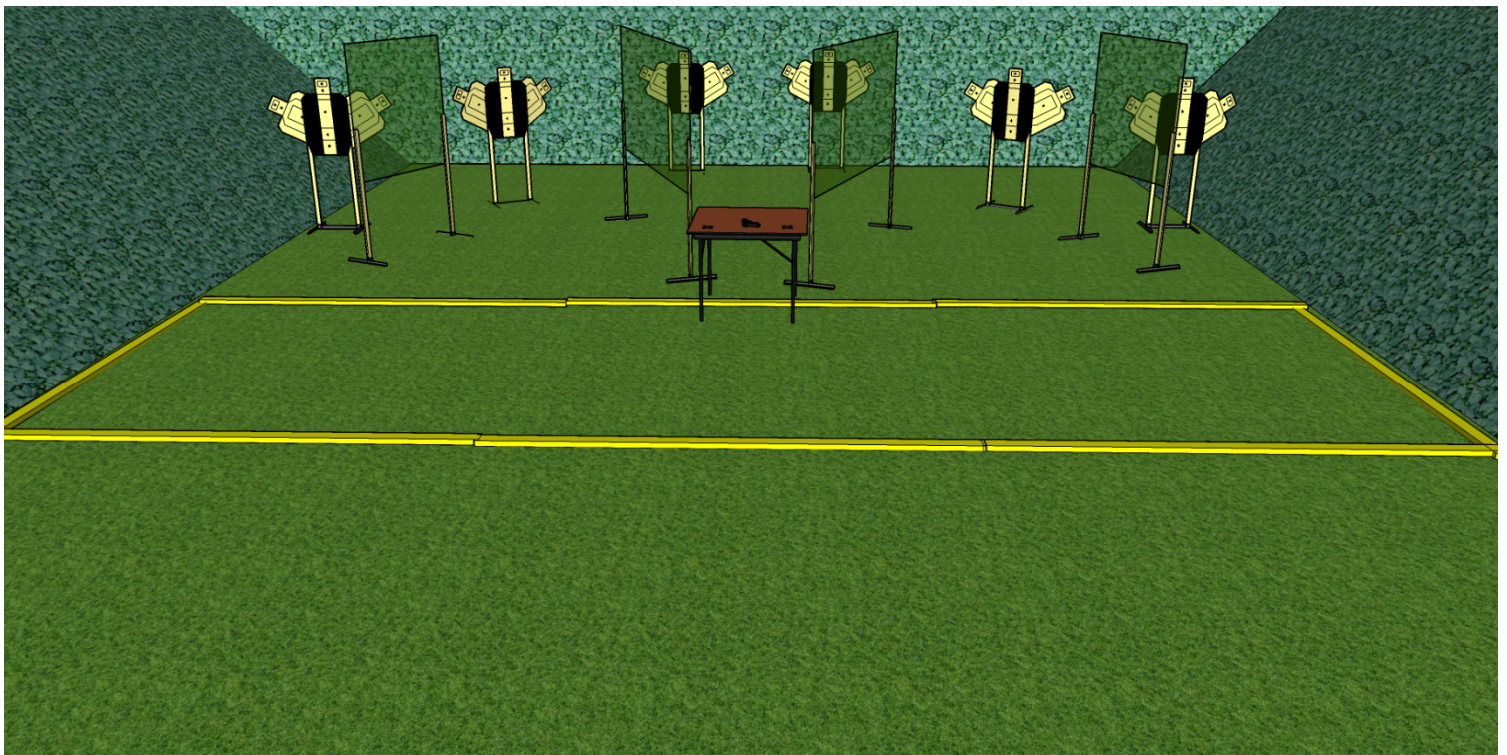
**TARGETS:** 18 IPSC

**SCORED HITS:** Best 2 per IPSC, steel down = 1A

**START-STOP:** Audible - Last shot

**PENALTIES:** Procedural. -10

Miss. -10



**SETUP NOTES:** Ensure that all targets cannot be engaged from the table.

**RO NOTES:** None



# Stage 5

# Jenny

**RULES:** Practical Shooting Handbook, Latest Edition    **COURSE DESIGNER:** NISA

**START POSITION:** Standing in shooting area with heels on either set of marks. Handgun is loaded and holstered as per ready condition in rule 8.1. PCC: rifle is across front of body pointed downrange at a 45° angle to the ground.

## STAGE PROCEDURE

On signal, engage T1-T9 with two (2) rounds each and knock down USP1-USP3.

All walls extend vertically to infinity.

## SCORING

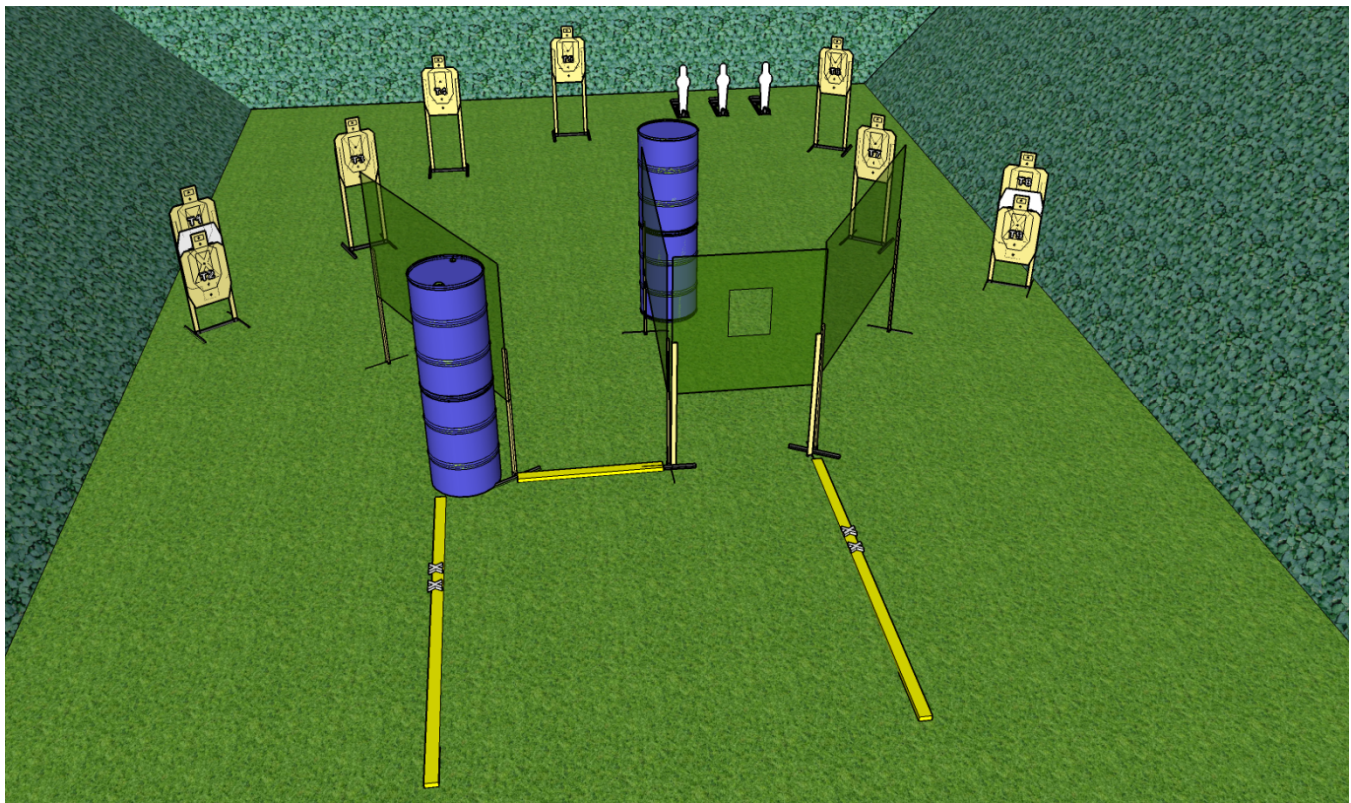
**SCORING:** Comstock, 21 rounds, 105 points

**TARGETS:** 9 IPSC, 3 USP

**SCORED HITS:** Best 2 per IPSC, steel down = 1A

**START-STOP:** Audible - Last shot

**PENALTIES:** Procedural. -10  
No-shoot hit. -10  
Miss. -10



**SETUP NOTES:** US Poppers are 26' from the port.

**RO NOTES:**

# Stage 6

# Parsec

**RULES:** Practical Shooting Handbook, Latest Edition    **COURSE DESIGNER:** Ed Henry

**START POSITION:** Standing directly behind barrel facing downrange with palms touching barrel. Handgun is loaded and holstered as per ready condition in rule 8.1. PCC: muzzle touching barrel top.

## STAGE PROCEDURE

On signal, engage T1-T8 with two (2) rounds each, knock down PP1 & PP2 and Plates P1-P5 as and when visible from within the shooting area.

All walls extend vertically to infinity.

## SCORING

**SCORING:** Comstock, 23 rounds, 115 points

**TARGETS:** 8 IPSC, 2 PP & 5 Plates


**SCORED HITS:** Best 2 per IPSC, steel down = 1A

**START-STOP:** Audible - Last shot

**PENALTIES:** Procedural. -10

No-shoot hit. -10

Miss. -10



**SETUP NOTES:** Place double targets (T1/T2, T3/T4 & T6/T7) as low as possible on stand with one inch of No Shoot placed between the targets with only the upper A zone visible above the barrel. Targets T1-T4 & T6-T8 are placed as close as possible to the side berm.

## RO NOTES:

One parsec is the distance at which one astronomical unit subtends an angle of one arcsecond. Or, the apparent distance to PP1 & PP2.