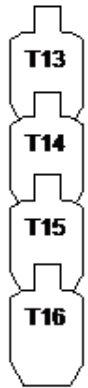
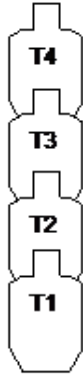
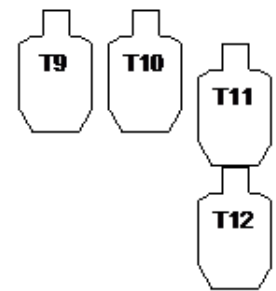
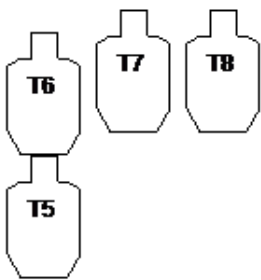


Stage 3

Short People

RULES: Practical Shooting Handbook, Latest Edition **COURSE DESIGNER:** Bud Connolly

START POSITION: Standing in Box A or B with hands relaxed at sides. Handgun is loaded and holstered as per ready condition in rule 8.1.1 or 8.1.2.	
STAGE PROCEDURE On Signal, draw and engage one array from starting box. Move to Free Fire Zone and engage two different arrays. Move to second box and engage last array.	SCORING SCORING: Comstock, 32 rounds, 160 points TARGETS: 16 IPSC SCORED HITS: Best 2 per IPSC START-STOP: Audible - Last shot PENALTIES: Procedural. -10 Miss. -10



SETUP NOTES: Set targets near berm using 3' sticks. Use only one 8' Fault Line to separate Box A & B.	RO NOTES: Watch for Foot Faults.
---	---