

Stage 3

3 Ports

RULES: Practical Shooting Handbook, Latest Edition **COURSE DESIGNER:** Bud Connolly

START POSITION: Standing at either end of wall with strong hand touching mark. Handgun is loaded and holstered as per ready condition in rule 8.1.1 or 8.1.2.

STAGE PROCEDURE

On signal, draw and engage T1-T3 from Port A, PP1-PP6 from Port B and T4-T6 from Port C.

T1-T6 require two hits and steel must fall to score.

SCORING

SCORING: Comstock, 18 rounds, 90 points

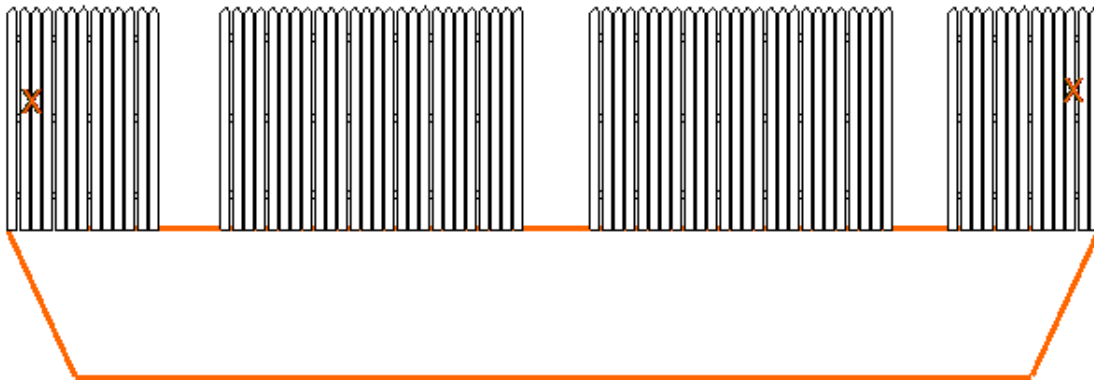
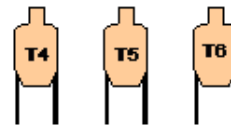
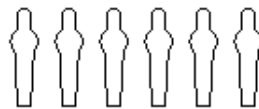
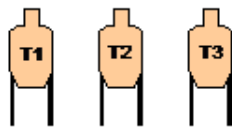
TARGETS: 6 IPSC, 6 PP

SCORED HITS: Best 2 per IPSC, steel down = 1A

START-STOP: Audible - Last shot

PENALTIES: Procedural. -10

Miss. -10



SETUP NOTES: Set up in Left Side of Right Bay.

T1-T3 are 15 yards from wall, PP1-PP6 are 10 yards from wall and T4-T6 are 7 yards from wall. Ports are no more than 1 foot wide and entire wall is only wide enough to set the arrays. Leave room for Stage 4!

RO NOTES: None.