

Stage 1

4 Arrays

RULES: Practical Shooting Handbook, Latest Edition **COURSE DESIGNER:** Bud Connolly

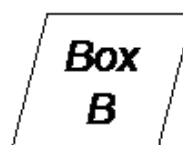
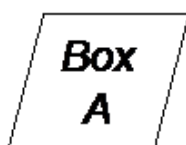
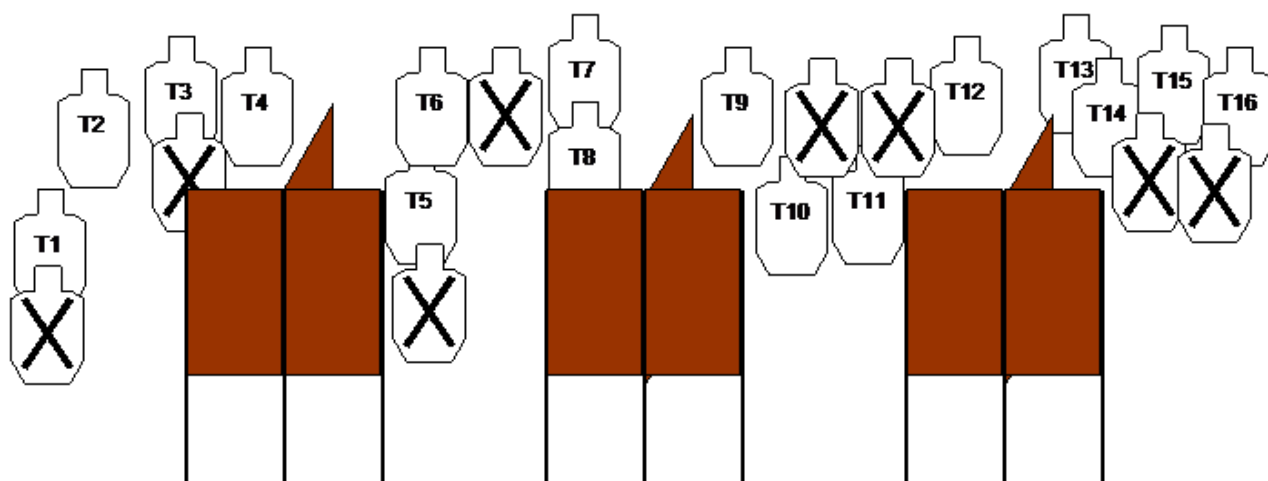
START POSITION: Standing in either Box A or Box B facing downrange with hands relaxed at sides. Handgun is loaded and holstered as per ready condition in rule 8.1.1 or 8.1.2.

STAGE PROCEDURE

On starts signal, engage T1-T16 with two (2) rounds each from behind the fault line.

SCORING

SCORING: Comstock, 32 rounds, 160 points
TARGETS: 16 IPSC
SCORED HITS: Best 2 per IPSC
START-STOP: Audible - Last shot
PENALTIES: Procedural. -10
 No-shoot hit. -10
 Miss. -10



SETUP NOTES: Setup on left side in left bay. Setup stage 2 first to avoid shoot throughs on this stage. Use Atto walls to create ports. Use 1 or 2 Atto Walls to separate the arrays.

RO NOTES: Watch for foot faults.